



A STUDY ON THE PERCEPTION OF YOUNG ADULTS ON THE FUNCTIONING OF GOVERNMENT AND NON-GOVERNMENT ORGANISATIONS TO COMBAT COVID 19 AND THE ATTITUDINAL CHANGES OF GENERAL PUBLIC

¹Sangeetha N, ²Dr Minimol K,

¹Research Scholar, ²Research Guide

¹Department of Socialwork,

¹Vimala College (Autonomous), Thrissur, University of Calicut, Kerala, India

Abstract : *The World Health Organisation declares Covid 19 Virus Disease as a pandemic, along with it a vicious cycle of pain and suffering started. As India struggles through its nationwide lockdown stage by stage, it has reached a territory with this pandemic fundamentally impacting and altering the very way people live, work and communicate on a daily basis. A sense of vulnerability and tension prevails due to incessant fear and high alertness. Objective: 1. To know about young adults' perception on the working of Government and Non-Government Organisations during Covid 19 pandemic. 2. To study their perceptions on general health management, use of medication and hygiene aspects during covid 19 pandemic. 3. To understand their perspectives on online education and development of digital skills. Sample: 600 participants responded to an online survey, conducted among young adults in Thrissur district, Kerala. Sampling method: Convenience sampling method. Findings: Most of the people responded that they are satisfied with the functioning of government, non-government and other govt agencies work during the lockdown period. People became more conscious about health and hygiene. Most of the people is of the opinion the people got lots of digital skills and the online system of education positive transformed education.*

IndexTerms -Perception, Health, Lockdown, Pandemic, Attitudinal change.

INTRODUCTION

March 2020 saw a sudden wave of shock, when World Health Organisation declared corona virus disease (COVID-19) as a disastrous global pandemic, a vicious cycle of pain and suffering ever to be witnessed by the entire human race irrespective of age, religion, race, status without any discrimination so far. As something completely unknown to the human comprehension, it is still creating havoc both physically and emotionally. Stories of death and dreadful suffering have pierced the mind and soul of each individual, leaving indelible marks on their lives forever. An unexplainable fear has crept into the psyche of everyone making them all the more insecure and uncertain about even their day-to-day simple activities, livelihood, education, career and health of the dear ones. As India struggles through its nationwide lockdown stage by stage, it has reached a territory with this pandemic fundamentally impacting and altering the very way people live, work and communicate on a daily basis. This pandemic has brought a halt in the economic and social activities causing a great amount of distress in the mass. The most affected cohort has been the youth population, who represent 65% of India's 1.3 billion people. In order to check the wild spread of this deadly virus, the government had to put restrictions on visits to shopping malls, parks, theatres, clubs, salons, schools, universities, colleges, gyms, swimming pools, social interactions etc. Only essential services were allowed during the complete lockdown period. Social distancing, quarantine, self-isolation was to be strictly obeyed without any fail in order to control the situation. Work from home culture has been promoted and is still being followed by many. All these changes though for protection and control, have otherwise caused immense fear, anxiety, insecurity, frustration and even depression in many. Behavioural changes and mood swings have become quite common leading to domestic issues and unexplainable arguments between the members at home. A sense of vulnerability and tension prevails due to incessant fear and high alertness. Prolonged period of isolation and fear has induced a sense of hopelessness and a social behaviour among the people.

OBJECTIVE

To know about young adults' perception on the working of Government and Non-Government Organisations during Covid 19 pandemic.

To study their perceptions on general health management, use of medication and hygiene aspects during covid 19 pandemic.

To understand their perspectives on online education and development of digital skills.

REVIEW OF LITERATURE

In a report by Deloitte Insights¹ explains about how the government organised their decision making during covid19. The governments are struggling to control the human cost and economic disorder. The citizens are looking for genuine information about Covid 19 situations and they look for government guidelines and information as a trusted source. In their study they portrait a 3-stage phase that government will pass through. Here the 3 phases that the government will pass through are Respond, Recover, and Thrive. We can set a date when each stage will pass. But the quote of Dr. Anthony Fauci, 'You don't make the timeline. The virus makes the timeline'² is very relevant in this context. The phase respond involves the act to promote safety and continuity. The second phase Recover restore and emerge stronger. The third phase, Thrive prepare for next normal.

The NGOs also work tirelessly to help the fellow beings during the Covid 19. Over 92000 NGOs which are registered in the Darpan portal of NITI Aayog, was requested to assist the government of India to fight against Covid 19. They helped in identifying hotspots and deputing volunteers and care givers to deliver services to the elderly, persons with disabilities, children, transgender persons, and other vulnerable groups³. Many NGOs has come up in helping migrant workers to feed food and to give hygiene kits who were stranded during the lockdown⁴. The work of NGO was appreciated by the Supreme Court also⁵. During the massive disruption caused by the pandemic, local non-government organizations (NGOs) have sprung into action to fill in the gaps of communication and delivery of essential items to underserved communities⁶.

In an article public perception and preparedness for the pandemic COVID 19: A Health Belief Model approach, it reports that the citizens in kerala, a greater proportion had self-efficacy, and had identified barriers, a majority trusted and followed recommendations from the authorities. Most of them had good opinions about the different strategies adopted by the government. The Government could gain the confidence of the community and thus healthy behaviour was observed in the early stages of the pandemic situation Jose, R., et al. (2020).

This research paper is basically an attempt to study the role of various institutions and NGOs in helping individuals cope with the challenges brought down by this pandemic.

RESEARCH METHODOLOGY

Participants: The study was designed for young adults from the age of 18 to 30 years.

Sample: 600 participants responded to an online survey conducted in the month of July 2020 to know about perception in the lockdown period of Covid 19 pandemic

The participants where young adults between the age 18-30 in Thrissur District, Kerala who are doing graduation, post-graduation and other courses are there in the survey. Those who completed their studies and work are also included.

RESULTS AND DISCUSSION

The data presented provides a detailed analysis of public opinion regarding the management and impact of the COVID-19 crisis by various governmental and non-governmental entities. The survey includes responses from 600 individuals, capturing their perceptions on multiple aspects of the pandemic response and its effects on daily life.

The key areas covered include:

Government Management of the COVID-19 Crisis: Evaluates how well the government managed the pandemic, including the efficiency of government officials and local authorities.

Health Department Performance: Assesses the public's view on the effectiveness of health services during the crisis.

Local Government and Police Department Functioning: Examines the role and performance of local governments and law enforcement agencies.

Non-Governmental Organizations (NGOs): Reviews the contribution and effectiveness of NGOs during the pandemic.

Societal Impact: Explores how the COVID-19 situation influenced various aspects of life, such as environmental awareness, simplicity in living, mutual aid, digital skills, hygiene practices, and appreciation for health workers.

Negative Impact on Age Groups: Identifies which demographic groups were most adversely affected by the pandemic.

Online Education: Gauges public opinion on the shift to online education during the pandemic.

Trusted Information Sources: Determines the most trusted sources of information about COVID-19 among the public.

Government Management of the COVID-19 Crisis

Table: 1 Functioning of Government

	Frequency	Percent
Very well	241	40.2
Fairly well	262	43.7
Somewhat well	61	10.2
Slightly well	23	3.8

Not well	13	2.2
Total	600	100.0

43.7% responded that the functioning of government to manage COVID -19 was fairly well. 2.2% is of the opinion that the functioning of government is not well. 3.8% responded that the functioning is slightly well. 10.2 % is of the opinion that somewhat well. 40.2 is of the opinion that the functioning was very well.

Government Officials

Table: 2 Government officials work

	Frequency	Percent
Very well	241	40.2
Fairly well	255	42.5
Somewhat well	76	12.7
Slightly well	22	3.7
Not well	6	1.0
Total	600	100.0

42.5% people responded that the work of Government officials was fairly well and 40.2% of the opinion that they performed very well.

Health Department Performance

Table: 3 Performance of Health department

	Frequency	Percent
Very well	408	68.0
Fairly well	153	25.5
Somewhat well	30	5.0
Slightly well	7	1.2
Not well	2	.3
Total	600	100.0

68% respondents feels that the health department functioned very well. 25.5 % feels that the work is fairly well.

The functioning of local governments

Table:4 Functioning of local governments

	Frequency	Percent
Very well	226	37.7
Fairly well	259	43.2
Somewhat well	87	14.5
Slightly well	18	3.0
Not well	10	1.7
Total	600	100.0

The impression about the functioning of local self-government was very well for 37.7 and fairly well for 43.2% respondents.

The functioning of Police department

Table:5 The functioning of Police department

	Frequency	Percent
Very well	457	76.2
Fairly well	122	20.3
Somewhat well	12	2.0
Slightly well	8	1.3
Not well	1	.2
Total	600	100.0

76.2% reported that the functioning of police department during covid 19 situation was very well. 20.3% answered that the work was fairly well.

Non-Government Organisations

Table: 6 Non-government organisations performance

	Frequency	Percent
Very well	209	34.8
Fairly well	277	46.2
Somewhat well	81	13.5
Slightly well	26	4.3
Not well	7	1.2
Total	600	100.0

46.2% responded that the work of non-governmental organisations is fairly well and 34.8% is of the opinion they worked very well.

Societal Impact

Table: 7 Made people helpless

	Frequency	Percent
Strongly agree	218	36.3
Agree	321	53.5
Disagree	58	9.7
Strongly Disagree	3	.5
Total	600	100.0

53.5% agree that covid 19 situation made people helpless. 36.3% strongly agree to that matter.

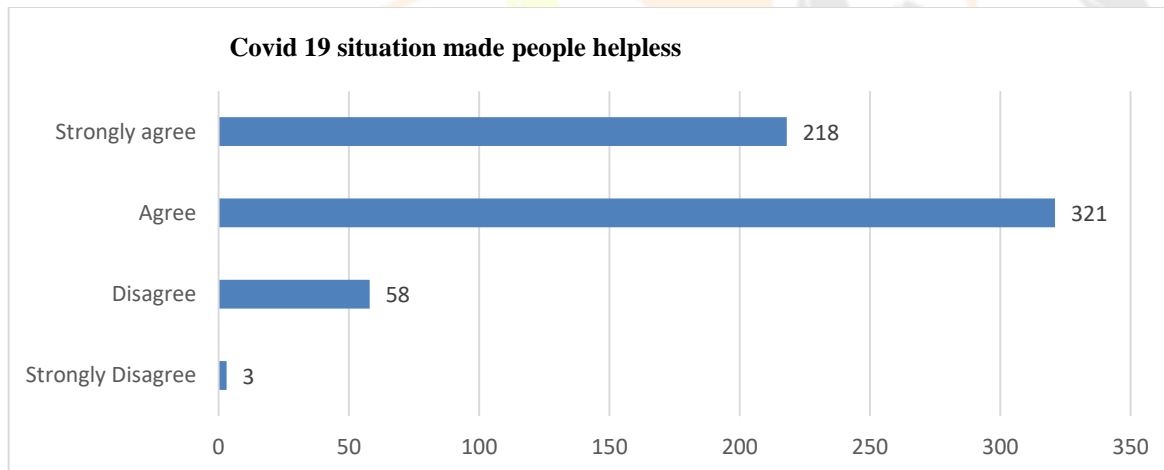


Figure: 1 Covid 19 situation made people helpless

Covid 19 situation made people more aware about the need for environment protection

Table: 8 People more aware about environment protection

	Frequency	Percent
Strongly agree	306	51.0
Agree	250	41.7
Disagree	43	7.2
Strongly disagree	1	.2
Total	600	100.0

51% people responded that they strongly agree Covid 19 situation made people more aware about the need for environment protection and 41.7% also agree to the statement.

Covid 19 situation made people to live a simple life

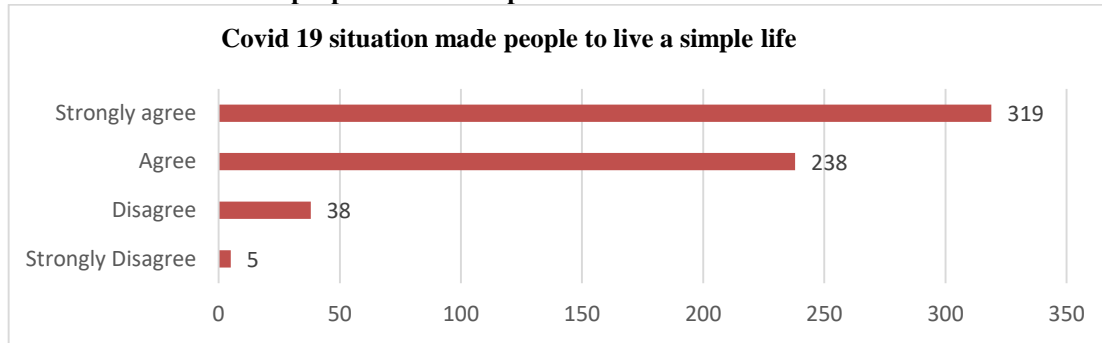


Figure: 2 Covid 19 situation made people to live a simple life

53.2% people strongly agree that the Covid 19 situation made people to live a simple life and also about 39.7% agree to this point.

Covid 19 situation made people to manage their minor illness without medication

Table: 9 Manage minor illnesses without medication.

	Frequency	Percent
Strongly agree	278	46.3
Agree	296	49.3
Disagree	26	4.3
Strongly Disagree	0	0
Total	600	100.0

46.3% respondents strongly agree to the statement covid 19 situation made people to manage their minor illness without medication.49.3% also agree to this statement.

Covid 19 situation made a reduced use of medicines among people

Table :10 Reduced medication use among people

	Frequency	Percent
Strongly agree	206	34.3
Agree	302	50.3
Disagree	89	14.8
Strongly Disagree	3	.5
Total	600	100.0

50.3% of the respondents agree to the opinion that covid 19 situation made a reduced use of medicines among people. 34.3% strongly agree to that statement.

Covid 19 situation made people more digitally skilled

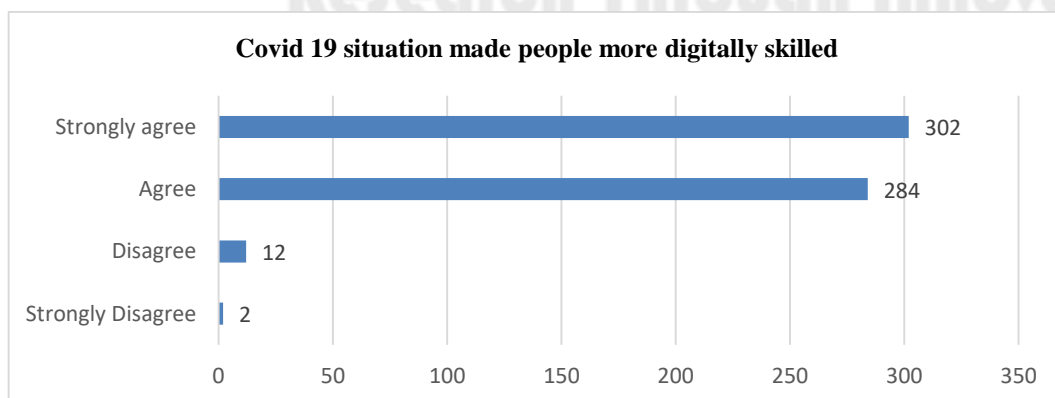


Figure: 3 Covid 19 situation made people more digitally skilled

50.3% of respondents strongly agree that the digital skills improved a lot during the covid 19. 47.3% agree to the statement covid 19 situation made people more digitally skilled.

Covid 19 made people more mutually helping

Table: 11 COVID-19 increased mutual help among people.

	Frequency	Percent
Strongly agree	173	28.8
Agree	356	59.3
Disagree	66	11.0
Strongly disagree	5	.8
Total	600	100.0

59.3% of the respondents agree to the statement covid 19 made people more mutually helping. 28.8% strongly agree to that statement

Covid 19 made people more conscious about hygiene and cleanliness

Table: 12 Conscious about hygiene and cleanliness

	Frequency	Percent
Strongly agree	397	66.2
Agree	193	32.2
Disagree	10	1.7
Strongly disagree	0	0
Total	600	100.0

66.2% strongly agree to the point covid 19 made people more conscious about hygiene and cleanliness. 32.2% agree to this statement.

Covid 19 made public more appreciative about the services of health workers

Table: 13 Increased public appreciation for health workers.

	Frequency	Percent
Strongly agree	392	65.3
Agree	205	34.2
Disagree	3	.5
Strongly disagree	0	0
Total	600	100.0

65.3% strongly agree to covid 19 made public more appreciative about the health workers services. 34.5% also agree to this statement.

Negative Impact on Age Groups

Table: 14 Age group negatively affected due to covid 19

	Frequency	Percent
Children	56	9.3
Adolescents	41	6.8
Youth	110	18.3
Middle aged	86	14.3
Aged	307	51.2
Total	600	100.0

51.2% responded that aged people was more negatively affected due to covid 19. 18.3% is of the opinion that youth affected more negatively due to covid 19.

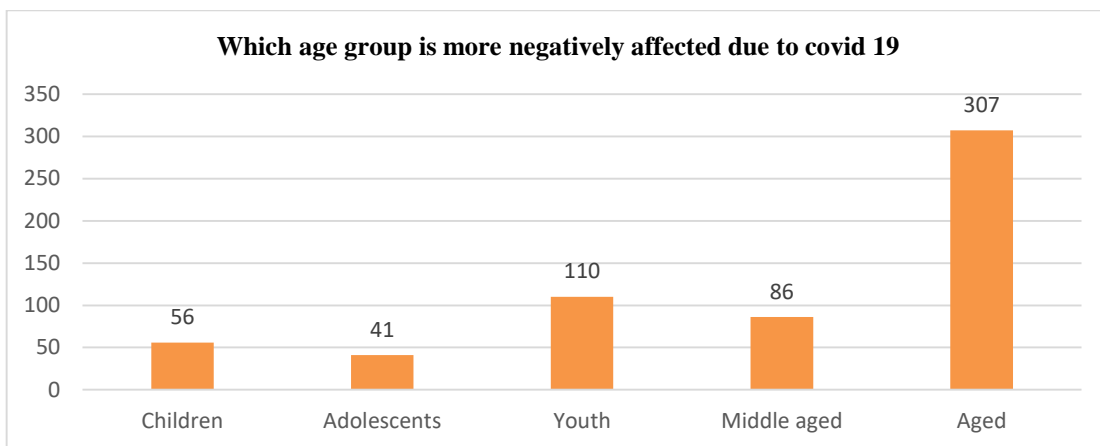


Figure:4 Age group negatively affected due to covid 19

Online education

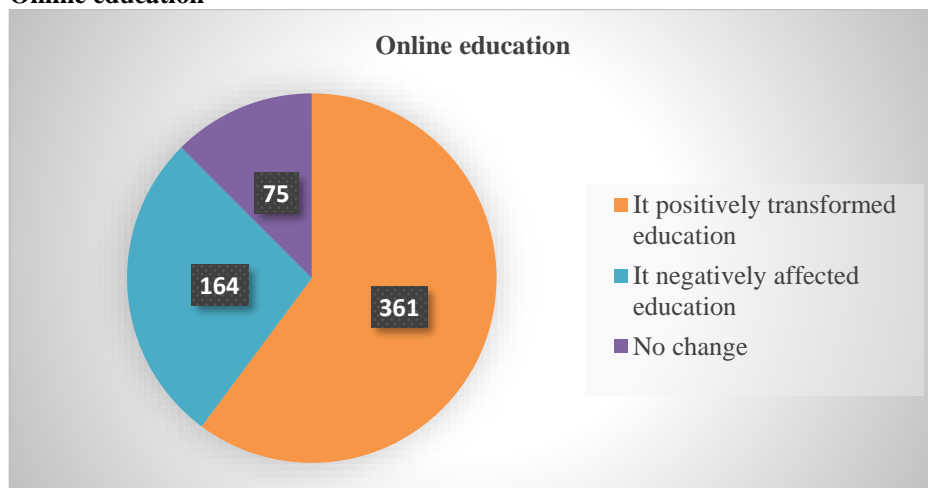


Figure: 5 online education mode

27.3% is of the opinion that online education will negatively affected education. 60.2% is of the opinion that online education positively transformed education 12.5% is of the opinion that it doesn't make any change.

Trusted Information Sources

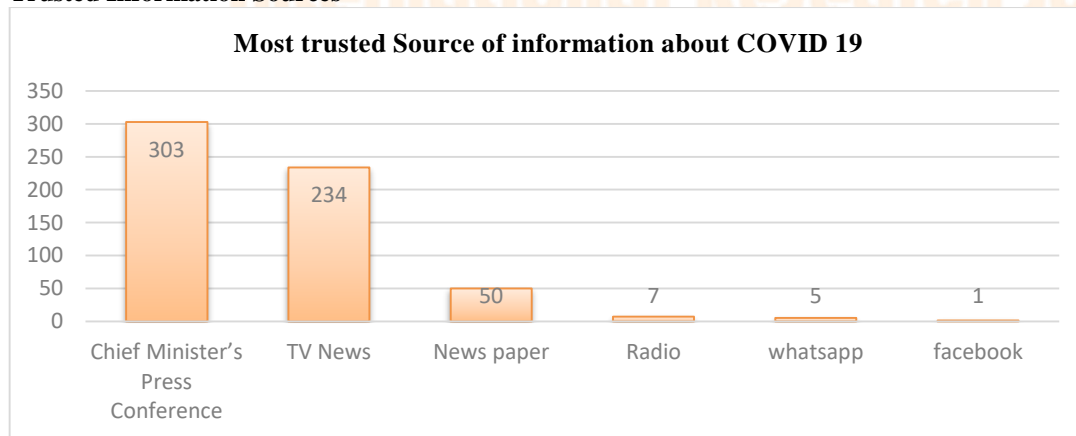


Figure: 6 Trusted Information Sources

50.5% of the respondents trust Chief Minister's press conference as the source of information about Covid 19 more. 39% also trust T V news as the source of information. 0.2% trust Facebook, 8.3% trust newspaper, 1.2% radio and 0.8 whatsapp

CONCLUSION

Most of the people responded that they are satisfied with the functioning of government, non-government and other govt agencies work during the lockdown period. Pandemic made people to live simple life and where not bother about the minor illness. People reduced the use of medicines during this period. People became more conscious about health and hygiene. Most of the people is of the opinion the people got lots of digital skills and the online system of education positive transformed education. The most trusted

source of information during the pandemic period was the chief minister's press conference and TV news. People strongly believe that the covid 19 has changed their life. We can see the changes in the all the areas.

ACKNOWLEDGMENT

I would like to thank my research guide, Dr Minimol K for supporting me throughout the project. I would also like to thank my scholars and all the participants of the study for their cooperation and contribution.

REFERENCES

1. Eggers, W.B., Flynn,M., O'Leary, J., Chew.B., (2020 April 16). Governments' response to COVID-19. retrieved September 04 2020 from <https://www2.deloitte.com/us/en/insights/economy/covid-19/governments-respond-to-covid-19.html>
2. Murphy, M. (2020 March 26). Top infectious-diseases expert warns that COVID-19 outbreak is not anywhere near under control, despite President Trump's stated aim of reopening economy by April 12. Market Watch, retrieved September 04 2020 from <https://www.marketwatch.com/story/you-dont-make-the-timeline-the-virus-makes-the-timeline-says-dr-anthony-fauci-2020-03-25>
3. Kulkarni, S. (2020 April 6). NITI Aayog reaches out to 92,000 NGOs for joint COVID-19 fight. Deccan Herald, Retrieved September 04 2020 from <https://www.deccanherald.com/national/niti-aayog-reaches-out-to-92000-ngos-for-joint-covid-19-fight-821728.html>
4. Joy.S (2020 march 27), From food to hygiene kits, here is how NGOs are helping the poor fight against COVID. Deccan Herald, Retrieved September 04 2020 from <https://www.deccanherald.com/national/north-and-central/from-food-to-hygiene-kits-here-is-how-ngos-are-helping-the-poor-fight-against-covid-19-818409.html>
5. PTI (June 09 2020) NGOs deserve all appreciation for helping migrants during COVID-19 pandemic: Supreme Court. Deccan Herald, Retrieved September 05 2020 from <https://www.deccanherald.com/national/ngos-deserve-all-appreciation-for-helping-migrants-during-covid-19-pandemic-supreme-court-847508.html>
6. [Siyech](#), M.S, [Jouhar](#), N.(April 07 2020). Civil Society and COVID-19 in India: Unassuming Heroes. Middle east institute, Retrieved September 04 2020 from <https://www.mei.edu/publications/civil-society-and-covid-19-india-unassuming-heroes-on-04-09-2010>
7. Jose, R., Narendran. M.,Bindu.A., Bheevi. N., Manju.L., Benny.P.V.(2020) Public perception and preparedness for the pandemic COVID 19: A Health Belief Model approach. Clinical Epidemiology and Global Health, doi:<https://doi.org/10.1016/j.cegh.2020.06.009> retrieved September 05 2020 from <https://cegh.net/action/showPdf?pii=S2213-3984%2820%2930166-4>

International Research Journal

IJNRD

Research Through Innovation