



# EVALUTION OF CARBONIZED RICE HUSK AND RAW GROUND NUT SHEEL POWDER FOR REMOVAL DIFFERENT PARAMETERS FROM WASTE WATER BY ADSORPTION USING LOW COST ADSORBENTS

Arun Kumar.V<sup>1</sup>, Arun Mani. K<sup>2</sup>, Balathithan. T<sup>3</sup>, Dharani. M<sup>4</sup>, Senthilkumar A<sup>5</sup> and Vinothraj<sup>6</sup>  
<sup>1,2,3,4</sup> UG Students, The Indian Agriculture College, Radhapuram

<sup>5,6</sup> Assistant Professor, Department of Soil Science, The Indian Agriculture College, Radhapuram

Corresponding author: [senthilhorts052@gmail.com](mailto:senthilhorts052@gmail.com)

## ABSTRACT

*The study was aimed at efficiency evaluation of non- conventional low cost agricultural adsorbents by preparing carbonized rice husk, and use of raw ground shell powder for the removal of, PH, Turbidity and electrical conductivity from waste water discharged from the St. Antony's Men's hostel and Mother Teresa Women's hostel. The efficiency of the adsorbents for the removal of pH, Turbidity and electrical conductivity was investigated. The efficiency of adsorbents used is found in the order of powder carbonized rice husk is more active than raw ground shell powder. The effect of waste water adsorbent thickness, were studied in a filtration batch experiment at different thickness of activated rice husk and groundnut shell powder. pH of carbonized rice husk was increases as the thickness of carbonized rice husk increases similar pattern was also observed in raw powder ground nut shell. Turbidity was found more in ground nutshell powder at all level thickness, whereas lower turbidity was observed in activated rice husk at all levels of thickness. low EC values observed in carbonized rice husk for levels 5.0,7.0,10.0cm. Whereas there is an increase in EC for the said levels from Groundnut shell powder.*

*(KeyWords : Cr(VI), low-cost adsorbents, carbonized rice husk, adsorbent, adsorption, waste water)*

## Introduction

Water plays vital role in human life. It is extremely essential for survival of all living organisms. Groundwater is ultimate, most suitable fresh water resource with nearly balanced concentration of salts for human consumption. Water is most important in shaping the land and regulating the climate. It is one most important compound that influences life. Groundwater used for domestic and industrial water supply and for irrigation purposes in all over the world. In the last few decades, there has been tremendous increase in the demand for fresh water due to rapid growth of population and the accelerated pace of industrialization. According to world health organization, about 80% of all the diseases in human beings are caused by water. Once the ground water is contaminated, its quality cannot be restored back easily and to device ways and means to protect it. Water quality index is one of the most effective tools to communicate information on the quality of water to the concerned

citizens and policy makers. It, thus, becomes an important parameter for the assessment and management of groundwater. Waste water are essentially the water supply of the community after it has been fouled by a variety of uses from the stand point of sources of generation, Generally the wastewater discharged from domestic premises like residences, institutions and commercial establishments is termed as “Sewage/Community waste water”. The use of wastewater in agriculture is gaining importance because of its value as potential irrigation and a nutrient donor. Use of waste water for irrigation make it possible to conserve the limited water resources for crop production and also prevent pollution of water bodies, as soil is a very good sink. Application of wastewater to agriculture land may promote to growth of crops and conserve water and nutrients .However, the in discriminate use of sewage effluents for irrigation to agricultural crops may cause soil and ground water pollution problem in the end when they not properly handled before and after their application to land. Malik (2016) studied that the groundnut shell, an agricultural waste, was used for the preparation of an adsorbent by chemical activation using  $ZnCl_2$  under optimized conditions and its comparative characterization was conducted with commercially available powdered activated carbon (CPAC) for its physical, chemical and adsorption properties. The experimental results indicate that at a dose of 0.5 g l<sup>-1</sup> and initial concentration of 100 mg l<sup>-1</sup>, GSPAC showed 94.5% removal of the dye in 30 min equilibrium time, while CPAC removed 96% of the dye in 15 min. The experimental isotherm data were analyzed using the linearized forms of Freundlich, Langmuir and BET equations to determine maximum adsorptive capacities. The results of comparative adsorption capacity of both carbons indicate that Groundnut shell can be used as a low-cost alternative to commercial powdered activated carbon in aqueous solution for dye removal.

Isahand Yusuf(2022),conducted the experiment on the utilization of activated carbon repared from groundnut shell for the removal of lead from water. The effects of temperature, contact time, and initial concentration of lead on the adsorption process have been investigated. Groundnut shell activated carbon was proven to be capable of removing lead from water with a very high efficiency under ambient conditions. Adsorption of lead onto groundnut shell activated carbon is best described by the pseudo second order kinetic model and the Langmuir adsorption isotherm model.

Adams et al. (2014) studied on characterization of rice hull ash and its performance in turbidity removal from water. Study characterizes the locally obtained samples of ricehull ash and investigates its performance on turbidity removal from water. Four samples of this material were studied, namely, unwashed parboiled rice hull ash (UPRHA), washed parboiled rice hull ash (WPRHA), unwashed unparboiled rice hull ash (UUPRHA), and washed unparboiled rice hull ash (WUPRHA). Scanning electron microscopy (SEM), x-ray diffractometer (XRD), and Fourier infrared spectroscopy (FTIR) were carried out to characterize these samples .A filtration process was carried out to investigate the effectiveness of the rice hull ash medium in removing water turbidity. Ricehusk, which was are latively abundant and inexpensive material ,is currently being investigated as an adsorbent for the removal of various pollutants from water and wastewaters. Various pollutants, such as dyes, phenols, organic compounds, pesticides, inorganic anions, and heavy metals can be removed very effectively with rice husk as an adsorbent. The present investigation comprised the characterization of the wastewater from Mother Teresa Women’s hostel and St. Antony’s Men’s hostel, Radhapuram, its treatment through low cost agriculture adsorbent of purification of wastewater for optimization of different parameters.

The very limited study is available regarding the Treatment of wastewater by using different Low Cost Agricultural Adsorbent. Therefore, the study taken to evaluate the water quality parameters of waste water filtering from Different Low Cost Agricultural Adsorbent.

## Materials and Method

### Study Area

The experiment conducted during summer season of 2017 at the field of the Department Farm Structures of Radhapuram.

### Selection of Low cost Agricultural Adsorbent:

Selection of the Agricultural Waste for the development to low cost adsorbents depends upon many factors. The Agricultural Waste should be freely available, inexpensive and non-hazardous in nature. Moreover, for good adsorption results, high contents of carbon or oxygen in the adsorbent are very necessary. From ultimate analysis done by various researcher following agricultural waste Rice Husk contain about 40% Carbon (Encyclopedia, accessed 2016) and Groundnut Shell Contain about 88.6 % (M.Kamaraj et al 2017).

- a) Activated ricehusk
- b) Groundnut shell powder

### Selection of Waste Water Sampling Sites

The wastewater samples was collected from two locations; Mother Teresa Women's hostel and St. Antony's Men's hostel and the waste water samples filtered in morning (10h.), afternoon (13 h.), and evening (16 h.) in a day and subsequently. The wastewater samples was pass through the filtering bed of Activated Rice Husk and Groundnut Shell powder in sequence as 2kg, 2.5kg, and 3kg respectively.

### Preparation of Activated Carbon from RiceHusk

Ricehusk was obtain from mill located at valliyoor District-tirunelveli, tamil nadu State. The raw agriculture waste Rice Husk was wash with deionized water, dried at 100°C for 24h in an oven. Dried rice husk was place in a furnace and carbonized at 450°C for 5 h. For all experiment, the heating rate will fix at 10°C/min. After treatment samples was cool to room temperature, the samples was taken to a crucible and digested for 30 min with 50:50 (v/v %) of 69% HNO<sub>3</sub>. Then the samples will kept at 400° C for 10 min followed by several washings with distilled water. Then the samples will dried at 120° C in Hot air oven. These samples was stored in separate airtight containers free from moisture until further use.

### Groundnut Shell Powder

Groundnut shell was obtain from mill located at valliyoor, District tirunelveli, tamilnadu State. The Groundnut shell samples was weighed in 12 kg after that it was wash with distilled water to remove dirt and other contaminants present in it. Then it was sun-dried for 3 days to remove any water content and again weighed, it was 10kg 900gm and then it was crushed with blender. The Speed of blender was kept in range of 550 to 650 rpm and the crushed sample was pre-treated with weak Acetic acid (CH<sub>3</sub>COOH) 0.1 Normality (5.86gm) For 24 hours and then treated with sodium hydroxide (NaOH) 0.1 Normality (4gm) to remove any impurities and color pigments. Sample was wash with distilled water and kept for 24 hours to remove that lignin content.

### Selection of Gravels and Sand Gravels

Gravels were collected from construction site of Radhapuram. Gravels were passed through different sieves of 16mm and 8mm, then gravels retained on 8mm sieve was taken as coarse gravel and those gravels passed through 8mm sieve was considered as fine gravels and used as filtering material for waste water analysis. The coarse gravel and fine gravels were

washed with distilled water for 3 times to remove dirt and dust particles attached to surface and then sun-dried in open condition.

### Fine Sand

Sand was collected from construction site of Radhapuram. Sand was pass through different sieves and then sand retained on sieve 0.2 mm was taken as fine sand used as filtering material for waste water analysis. The sand was washed with distilled water for 5 times to remove dirt and dust particles attached to surface and then sun-dried in open condition.



**Fig 1.** Set up of filtration for Activated Rice Husk

**Fig 2.** Set Up Of Filtration Of Groundnut Shell Powder

## Collection of Waste water Samples

The waste water samples were collect regularly for one-month (2<sup>nd</sup> June 2025 to 5<sup>th</sup> July 2025) in fixed time at 10h., 13h, and 16h.each day. The samples were collect in cans of 5 litres capacity and those were use for filtration. There are different parameters of the wastewater.

## Parameters of Waste Water

1. Turbidity(NTU)
2. pH
3. ElectricalConductivity(EC)

## Result & Discussion

### The quality parameters of wastewater

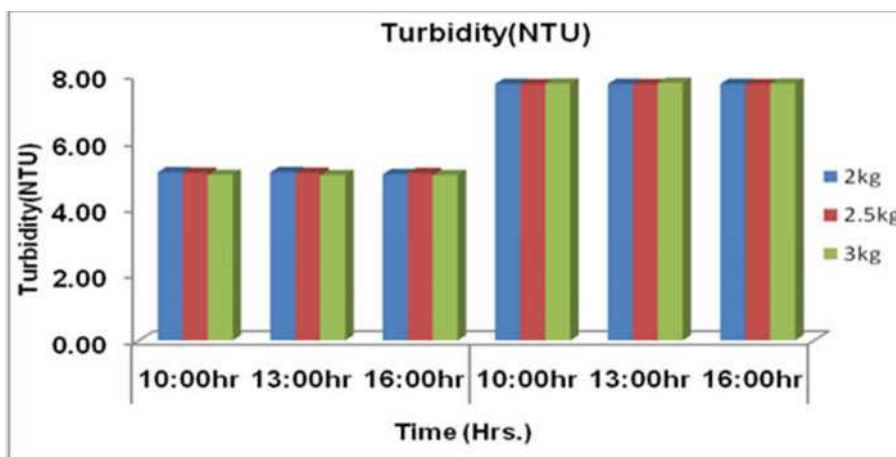
Important agricultural water quality parameters include some specific properties ofwater that are relevant to the yield and quality of crops, maintenance of soil productivity and protection of the environment. These parameters mainly consist of certain physical andchemical characteristics of water.

#### 1) Turbidity(NTU)

It is a measure of cloudiness of water ,i.e., higher turbidity indicates greater murkiness, which is a result of the presence of suspended solids in the water ,could potentially shield microbes. Turbidity depicted in Graph 1 and 2 indicates that turbidity was found more in groundnut shell powder at all levels whereas lower turbidity was observed in Activated rice husk level for the said levels. However, in groundnut shell powder it was found insignificant in both Mother Teresa Women's and St. Antony's Men's hostel domestic wastewater.

**Table 1:** Turbidity (NTU) Of Activated Rice Husk and Groundnut Shell Powder For Mother Teresa Women's Hostel

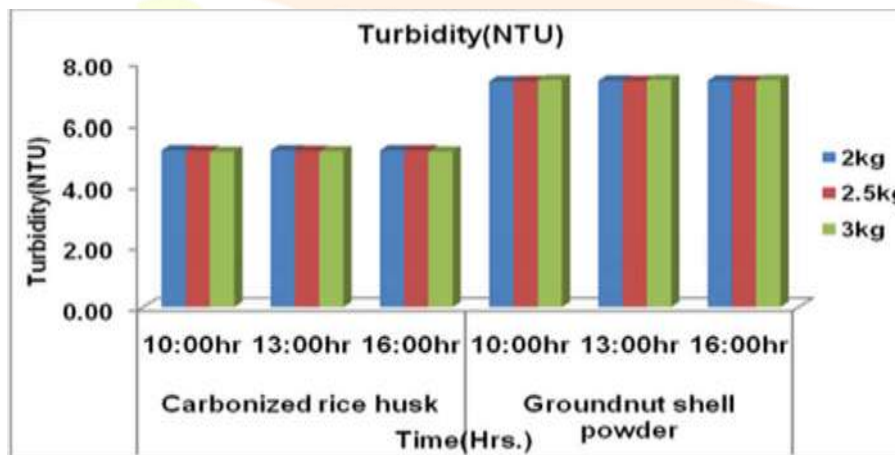
Level	Activated ricehusk			Groundnut shell powder		
	10h.	1h.	4h.	10h.	1h.	4h.
2 kg 7.0cm	5.10	5.10	5.10	7.73	7.73	7.73
2.5kg 10.0cm	5.08	5.08	5.07	7.72	7.72	7.72
3 kg 12.0cm	5.02	5.01	5.01	7.74	7.76	7.74



**Graph1:**Turbidity(NTU) of carbonized ricehusk and groundnut shell powder for Mother Teresa Women’s girl’s hostel.

**Table2:**Turbidity(NTU) of carbonized ricehusk and groundnut shell powder for St. Antony’s Men’s hostel

Thickness of CRH & GSP layer	Carbonizedricehusk			Groundnutshellpowder		
	10H.	13H.	16H.	10H.	13H.	16H.
2 kg 7.0cm	5.16	5.16	5.15	7.38	7.40	7.40
2.5kg 10.0cm	5.14	5.14	5.15	7.39	7.39	7.40
3kg 12.0cm	5.11	5.12	5.11	7.42	7.43	7.42



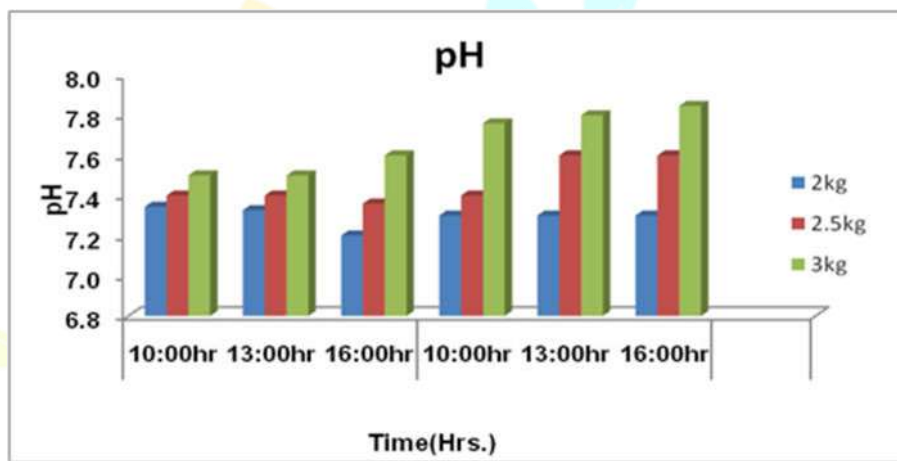
**Graph 2:** Turbidity (NTU) of carbonized rice husk and groundnut shell powder for St. Antony’s Men’s hostel

pH is an indicator of acidity or alkalinity of water. The normal pH range for irrigation water is from 6.5 to 8.4 .The pH less than 6.5 are alkaline, and more than 8.4 is acidic.pH

depicted in Graph 3 and 4 indicates that pH was found more in groundnut shell powder as the levels increases. pH was observed more in carbonized rice husk for the said levels.

**Table3:**pH of carbonized ricehusk and groundnut shell powder for Mother Teresa Women’s hostel

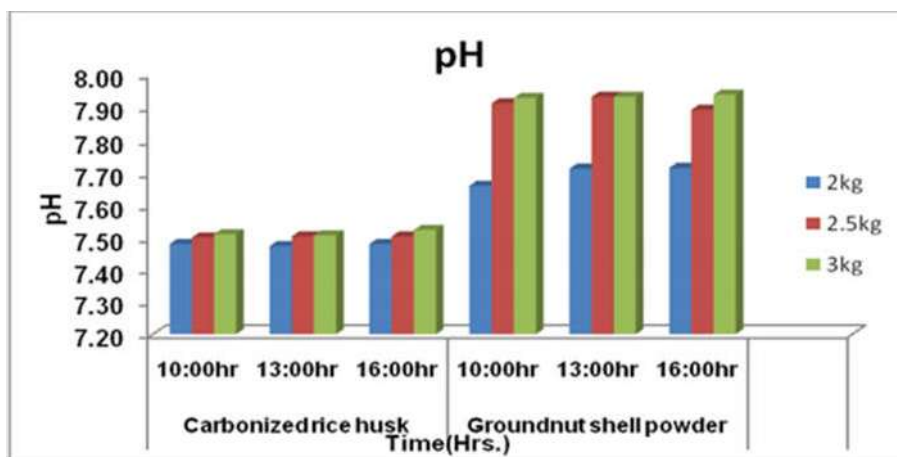
Thickness of CRH & GSP layer	Carbonized ricehusk			Groundnut shell powder		
	10H.	13H.	16H.	10H.	13H.	16H.
2 kg 7.0cm	7.3	7.3	7.2	7.3	7.3	7.3
2.5kg 10.0cm	7.4	7.4	7.4	7.4	7.6	7.6
3kg 12.0cm	7.5	7.5	7.6	7.8	7.8	7.8



**Graph3:**pH of carbonized ricehusk and groundnut shell powder for Mother Teresa Women’s hostel

**Table4:**pH of carbonized ricehusk and groundnut shell powder for St. Anthony’s boys hostel

Thickness of CRH & GSP layer	Carbonized ricehusk			Groundnut shell powder		
	10H.	13H.	16H.	10H.	13H.	16H.
2 kg 5.0cm	7.48	7.47	7.48	7.66	7.71	7.71
2.5kg 7.0cm	7.50	7.50	7.50	7.91	7.93	7.89
3kg 10.0cm	7.51	7.51	7.52	7.93	7.93	7.94

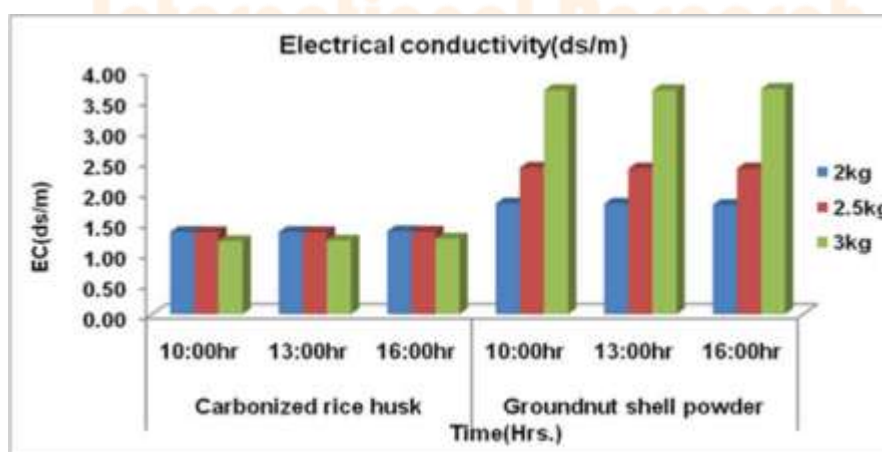


**Graph4:**pH of carbonized ricehusk and groundnut shell powder for St. Antony’s Men’s hostel

2) **Electrical Conductivity (EC)** Electrical conductivity widely used to indicate the total ionized soluble constituents of water. The presence of salt governs the electrical conductivity of water. It indicates a soluble salt concentration in water. EC depicted in Graph 5 shows the low EC values observed in carbonized rice husk for said level, and Whereas the in Graph 6 there is an increase in EC at a said level from Groundnut shell powder.

**Table5:**EC(ds/m) of carbonized ricehusk and groundnut shell powder for Mother Teresa Women’s hostel

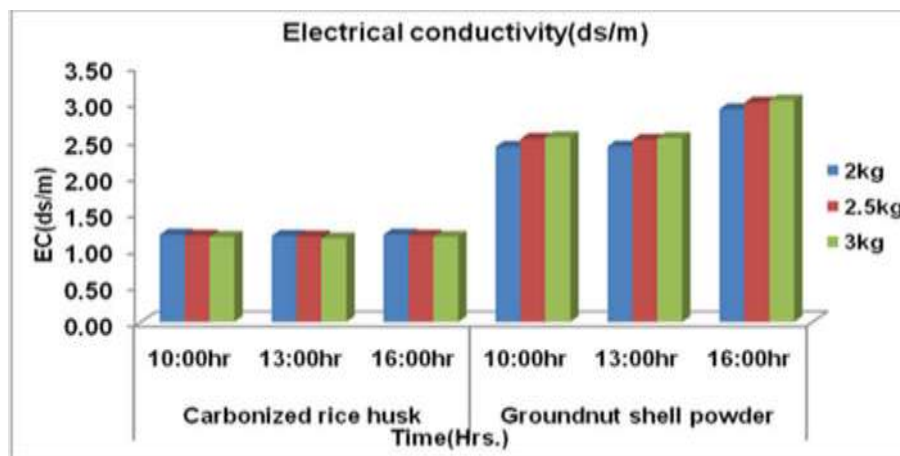
Thickness ofC RH & GSP layer	Carbonized ricehusk			Groundnut shell powder		
	10H.	13H.	16H.	10H.	13H .	16H.
2kg 5.0cm	1.35	1.35	1.36	1.82	1.82	1.79
2.5kg 7.0cm	1.35	1.35	1.35	2.41	2.39	2.39
3kg 10.0cm	1.20	1.21	1.24	3.68	3.68	3.70



**Graph 5:** EC (ds/m) of carbonized rice husk and groundnut shell powder for Mother Teresa Women's hostel

**Table6:** EC(ds/m) of carbonized ricehusk and groundnut shell powder for St. Antony boy's hostel

Thickness of layer	Carbonized ricehusk			Groundnut shell powder		
	10H.	13H.	16H.	10H.	13H.	16H.
2 kg 5.0cm	1.20	1.18	1.20	2.41	2.41	2.91
2.5kg7.0cm	1.19	1.18	1.19	2.52	2.51	3.00
3kg 10.0cm	1.17	1.15	1.17	2.54	2.53	3.03



**Graph 6:** EC (ds/m) of carbonized rice husk and groundnut shell powder for St. Antony boy's hostel.

#### Literature Cited:

Adams F. V., B. D. Ikotun, D. O. Patrick, And A. F. Mulaba-Bafubiandi (2024). Characterization of rice hull ash and its performance in turbidity removal from water" particulate science and technology. Articulate Science and Technology,32:329–333 Taylor & Francis Group, LLC ISSN-0272-6351.

Ahmaruzzaman M.,and V.K.Gupta(2021). Ricehusk and its ash as low-cost adsorbents in water and waste water treatment, Industrial and Engineering Chemistry Research 50(24):13589–13613.

Allah, R. C. and A. Hamdy (2024). Waste water treatment and reuse as apotential water resource for irrigationat <http://ressources.ciheam.org/om/pdf/a66/00800302.pdf>.

Anjitha A. and D. Goerge (2016). Comparative study using rice husk and its ash as natural coagulants in wastewater treatment,International Journal of Scientificand Engineering Research, Vol. 7, Issue 4, ISSN 2229-5518.

BereketidouO.A.,N.D.Charisiousand M.A.Goula (2013).Simultaneous removal of nox and so<sub>2</sub> over copper oxide catalysts supported on silica and rice husk ash, Proceedings of the 13<sup>th</sup> International Conference of Environmental Science and Technology Athens, Greece, 5-7.

Bhagawanulu DVS (2025). Effect of different ashes on the properties of turbid water, International Research Journal of Engineering and Technology Vol. 02, Issue. 07.

Bhalme S. P. and P. B. Nagarnaik (2022). Analysis of drinking water of different places, International Journal of Engineering Research and Applications, Vol. 2, Issue 3, pp. 3155-3158.

Camilia E. M. V., W. S. N. Jose, and A. M. Khaldoon (2016). Using rice husk in water purification in Brazil, International Journal of Environmental Planning andManagement, Vol. 2, No. 3, 2016, pp. 15-19

ChandraS.,A .Singhand P.K.Tomar (2022). Assessment of water quality values in porur lake chennai, Hussain Sagar Hyderabad and Vihar Lake Mumbai, India, ChemSci Trans., 1(3), 508-515.

Choukr-Allah R.,Thor A.,Young P.E.(2025).Domesticwaste water treatment and agricultural reuse in Drarga ,Morocco .In:HamdyA .(ed.).The use of non conventional water resources. Bari: CIHEAM / EU DG Research, p. 147-155.

Coohestanian A.,M.Hosseiniand Z.Abbasian(2018).The separathion method for removing of colloidal particles from raw water, American-Eurasian J. Agri. & Envir. Sci., 4 (2):266-273, ISSN 1818-6769.

DellaV.P.,I.Kuhnand D.Hotza (2022).Rice husk as has an alternate source for active silica production, Materials letters 57, 818-821.

Dohare D., S. Deshpande and A. Kotiya (2024). Analysis of ground water quality parameters, Research Journal of Engineering Science, Vol. 3 (5):26-31.

El-Nennah, M. T. El-Kobbia, A. Shehata and I. El-Gamal (2022). Effect of irrigation loamy sand soil by sewage effluents on its content of some nutrients and heavy metals. Plant and Soil Volume 65, Number 2: 289-292.

Gorde S. P. and M. V. Jadhav (2023). Assessment of water quality parameters, International Journal of Engineering Research and applications,ISSN:2248-9622, Vol. 3, Issue 6, pp. 2029-2035.

Greenway M. (2025). The role of constructed wetlands in secondary effluent treatment and water reuse in subtropical and arid Australia: Ecological Engineering 25: 501–509.

Ham J. H., C. G. Yoon, J. H. Jeon and H. C. Kim (2017). Feasibility of a constructed wetland and wastewater stabilization pond system as a sewage reclamation system for agricultural reuse in a decentralized rural area: Water Science & Technology Vol. 55No 1-2:503–511.

Hussain G., A. Alquwaizany and A. Al-Zarah (2020). Guidelines for irrigation water qualityand water management in the kindome of Saudi Arabia, Journal of applied science 10(2); 79-96,ISSN 1812-5654.

Isah U. A. andA. I. Yusuf (2022). Adsorption of lead ions on groundnut shell activated carbon. Department of Chemical Engineering ,Ahmadu Bello University ,Zaria, Nigeria, Der Chemica Sinica, 3(6):1511-1515 ISSN: 0976-8505.

Islam M. S., B. S. Ismail, G. M. Barzani, A. R. Sahibin and T. M. Ekhwan (2022).Hydrological assessment and water quality characteristics of chini lake, Pahang, Malaysia, American-Eurasian J. Agric. & Environ. Sci., 12 (6): 737-749.

Journey T. (2003). Vetiver Grass Used in Constructed Wetlands to Recover Water from Wastewater at [http://www.vetiver.org/USA\\_water%20recovery.pdf](http://www.vetiver.org/USA_water%20recovery.pdf).

Kainth G. S. (2015). Removal of turbidity from water using low cost adsorbents, Rourkela, Odisha, National Institute of Technology Department of Civil Engineering Rourkela, Odisha

KalavrouziotisI .K.,P.Robolas, P.H.Koukoulakisand A.H.Papadopoulos(2018) .Effects of municipal reclaimed wastewater on the macro-and micro-elements status of soil and of Brassica oleracea var. Italica, and B. oleracea var. Gemmifera: Agricultural Water Management 95 (4): 419-426.

KalpanaG.R.,D.P.Nagarajappa ,K.M.Sham Sundarand B.Suresh(2024) .Determination of ground water quality index in Vidyanagar, Davanagere city, Karnataka state, India, International journal of engineering and innovative technology, Vol.3, Issue12. ISSN: 2277-3754.

Kowsalya E., Sharmila S, Jeyanthi R. L and Yogasri K, (2025). Ground nutshell and spent tea: an eco-friendly low cost adsorbent. International Journal of Pharmaceutical Sciences Review and Research, Vol. 31, Issue 1, ISSN : 0976-044X ; CODEN :IJPSRR.

Kretschmer.N.;L.RibbeandH.Gaese(2023).WastewaterReuseforAgriculture: Technology Resource Management & Development - Scientific Contributions for Sustainable Development. 2: 37- 64.