

WHETHER A SEPARATE LAW IS NEEDED FOR ELECTION FREEBIES IN INDIA: A CRITICAL ANALYSIS

Vasuki M

II - Year LL.M.

LL.M. (Taxation Laws)

Government Law College, Coimbatore, Tamil Nadu

Abstract : India is the world's largest democracy having the highest number of youth population. Free and fair elections are the essence of democracy. India has a long history of providing social welfare schemes whereby offering material goods to the poor and vulnerable populations of the country to uplift their socio-economic condition. Initial days it was provided as welfare schemes but present it is announced as freebies to entice the voters such as free televisions, free electricity and water, pension plans for the elderly and widows, financial aid to the underprivileged, financial support for women and farmers, free bus travel for women, the distribution of laptops, smartphones, and bicycles, the regulation of contract workers, loan forgiveness, etc. These freebies adversely affect the exchequer of the state. The following research paper discusses in detail, the election freebie, influence of irrational election freebies during election and how welfare schemes are different from the election freebies and arguments in favour and against of giving election freebies. The rest of the research paper deals with whether a separate law is needed for election freebies in India.

Keywords – Democracy, freebies, free and fair election, separate law

1. INTRODUCTION

Democracy is a government "of the people, by the people, and for the people."
- Abraham Lincoln

Democracy has Greek origin. It is derived from two Greek words "demos" means masses and "kratein" means power. Around 600 BCE one of the city-states in ancient Greece had its first democracy, that city-state is Athens. It is the example of direct democracy. There are two types of democracy: direct and representative democracy. India is an example of representative democracy. Key elements of democracy are participation, accountability, conflict resolution, equality and justice. In democracy, participation of the citizens is very important. Participation means people's participation in the decision making process of the Government. One of such important participation is participating in the free and fair election for choosing their representative. It is the essence of democracy, India is being a largest democratic country conducting free and fair elections is must. Nowadays almost all political parties announce election freebies during election times. This Research Paper aims to capture the idea of election freebies, influence of irrational election freebies during election and how welfare schemes are different from the election freebies and arguments in favour and against of giving election freebies. The rest of the research paper deals with whether a separate law is needed for election freebies in India.

2. STATEMENT OF PROBLEM

The present study aims to examine public perceptions about election freebies and its impact on the democratic process. The study attempts to find answers to the following questions:

- 1) Whether election freebies are necessary?
- 2) Is giving election freebies affecting the free and fair election?
- 3) Are election freebies a kind of bribe?
- 4) Will people vote for the party which gives more election freebies?
- 5) Whether a separate law is needed for election freebies?

3. REVIEW OF LITERATURE

Sai Shriya Potlaa¹ stated that, Election freebies can be viewed as a part of welfare activity because it was benefited by the economically backward and minority sections of society. But irrational election freebies have a negative impact on India's economic prosperity. Generally, the election freebies are supposed to be given for the benefit of the people, but in the longer extent they tend to harm that same public. Failure of such undiscussed election freebies which may cause financial crises, would increase people's tax burdens in various states of the country. Even though knowing the negative impact of the irrational election freebies, all political

¹. Available at: <https://www.juscorpus.com/wp-content/uploads/2022/10/94.-Sai-Shriya-Potla.pdf> (last visited on 11 March 2023 at 9.30 PM)

parties continue to offer irrational election freebies because it is a simple method to attract the voters and gain more votes. And everyone is aware of the fact that election freebies are given out of tax money paid by taxpayers not by the personal income of politicians. Election freebies are supposed to be given to improve the living standards of the people but many election freebies like color television, i-phones, laptops with the internet, etc., do not serve the purpose mentioned above. In fact, these products required costly maintenance and repair.

Rohit Kumar & Sumanpreet Kaur² states that India is the most democratically advanced nation in the world, with universal adult suffrage used to elect all legislators for a prescribed period. If the government is not functioning properly, people have the power to alter the government in the next election. The voters decide whether the government in a democracy succeeds or fails. Nowadays political parties entice voters with "Election freebies." In order to attract the voters and win in the election, they pledge to provide free power and water, monthly allowances for women, daily wage workers, and jobless people and the free distribution of smartphones, laptops, and other technology. Election freebies have an impact on the democratic spirit of India. Political parties tend to dominate voters with false promises and it also violates the Constitution's spirit. Election freebies given by political parties now influence voters how to vote but not on the basis of their performance. And political parties compete with others not by the way of performance but by giving election freebies as much as possible for them.

Ms. Yamini Aiyar, President and Executive, Centre for Policy Research, New Delhi stated ³that the distributional consequences of election freebies is significant have been significant and most of India continues to live to extremely unsure economic conditions with limited opportunity and a logic behind giving election freebies is to compensate the citizens for the economic growth failed to do as welfare state.

4. OBJECTIVES OF THE STUDY

- 1) To study the idea of Election freebies.
- 2) To examine the benefits of Election freebies.
- 3) To analyze the impact of Election freebies in free and fair elections in India.
- 4) To examine the regulation given by the Election Commission of India related to election freebies.
- 5) To study whether separate legislation or regulation needed to regulate election freebies according to people's view.

5. SIGNIFICANCE OF THE STUDY

- 1) To study is to make Indians aware of election freebies.
- 2) To make people aware of the influence of election freebies during election.
- 3) To effectively deliver the message of irrational election freebies.
- 4) To make Indians aware about election freebies advantages and disadvantages.
- 5) To analyze the people who benefited out of election freebies.

6. HYPOTHESES

- 1) All Indians are aware about election freebies.
- 2) Election freebies adversely affecting the free and fair election.
- 3) A separate law is needed for election freebies in India

7. LIMITATION OF THE STUDY

The present study is confined to a minimal sample size and may not reflect the opinion or response of the entire population in general. There are only fifty respondents taken for the survey. And a survey conducted in a particular period of this year, it is not taken into consideration for the whole year. The results of my study are entirely confined to the responses of Tamil Nadu and might deviate in terms of actual population as a whole recommendation given after the study are entirely dependent on the survey and the secondary and primary analysis done in the research paper.

8. RESEARCH METHODOLOGY

This research is based on both doctrinal and non-doctrinal research.

PRIMARY DATA

The study aimed to gather the views of different people regarding election freebies. The duration of research February 2023 to March 2023. There are fifty sample size of the respondents taken to conduct the survey.

². Available at: <https://www.iosrjournals.org/iosr-jhss/papers/Vol.27-Issue12/Ser-3/B2712030410.pdf> (last visited on 12 March 2023 at 8.30 AM)

³. Available at: <https://cprindia.org/wp-content/uploads/2022/08/freebie.pdf> (last visited on 12 March 2023 at 9.45 AM)

SECONDARY DATA

The sources of data collected from different newspapers, magazines, reports and e-sources. And to find how election freebies influence people during election and what are the measures taken by the Election Commission of India related election freebies.

9. ELECTION FREEBIES

According to Cambridge dictionary, freebies means something that is given to you without you having to pay for it, especially as a way of attracting your support for or interest in something⁴. According to the Merriam Webster dictionary, freebies means something given without charge⁵. And according to Collins dictionary A freebie means something that you are given, without having to pay for it⁶. Freebies are defined as “a public welfare measure that is provided free of charge”⁷ in the June 2022 bulletin of the Reserve Bank of India.

9.1. SOCIAL WELFARE AND FREEBIES

India is a welfare state and as mentioned in the Preamble of Constitution of India, India is a Sovereign, Socialist, Secular, Democratic and Republic Country. Being a welfare and socialist country, it is the duty of the state (Centre as well as state governments) to provide social, political and economic justice to all the citizens of India. Welfarism was found in the Constitution in Part IV as Directives Principles of State Policy and it makes duty of the states to ensure adequate means of livelihood, equitable development and distribution of resources, special protection to children, women, weaker and vulnerable sections, proper healthcare, and other kinds of assistance to provide a life of basic dignity to its citizens. It is not mandated by the constitution like fundamental rights but the state has to ensure the social welfare of its citizens. The freebies culture was initially started to give social welfare to the particular state people such as the mid-day meal scheme was introduced by K.Kamaraj, Chief Minister of Tamil Nadu during 1954 to 1963. And following this many states like undivided Andhra Pradesh brought popular schemes to distribute free material goods such as food grains, cash, gold coins and jewels, electronic gadgets, and home accessories. These model of distributing welfare goods has been replicated many times over by regional leaders over the decades in that particular state. Examples are in Odisha, Rs.1/kg rice scheme and Biju Swasthya Kalyan Joyana (health cards); In Bihar, free bicycle scheme for school-going girls in Bihar and in Tami Nadu, distribution of eight-gram gold for brides etc.

But at present, welfare schemes are turned into freebies simply to entice the voters. Now national and regional parties use freebies as a tool to attract the voters by offering free distribution of laptops, mobile phones, and bicycles to students, the waiver of loans, the free distribution of electricity and water, the payment of monthly stipends to the underprivileged, women, farmers etc. At the same time, other hand the politicians, policymakers, experts, and NGOs have repeatedly argued that these all are schemes which are introduced to give relief to the socio-economically vulnerable population of the country.

9.2. ARGUMENTS IN FAVOUR OF FREEBIES

1. Freebies are helping the growth of the nation by providing Public Distribution System, employment guarantee schemes, support for education.
2. It also helps the less developed states to fulfill the needs of its own pollution who are suffering from poverty and uplifting the living standard of the people.
3. Freebies are essential for fulfilling the changing needs of the people.

9.3. ARGUMENTS AGAINST FREEBIES

1. Giving unplanned promises imposes economic burden on the state
2. Offering freebies is against free and fair elections.
3. Unplanned freebies which will create macro-economic instability in the State as well as in the Centre.

9.4. GUIDELINES GIVEN BY ELECTION COMMISSION

In 2014 The Election Commission made guidelines for the election manifesto as directed by the Hon'ble Supreme Court in the case of “*S Subramaniam Balaji vs Government of Tamil Nadu*”⁸. Some of the Guidelines given by the Election Commission Of India; The election manifesto shall not contain anything repugnant to the ideals and principles mentioned in the Constitution and it shall be consistent with other provisions of the Model Code of Conduct.⁹

⁴. Available at: <https://dictionary.cambridge.org/dictionary/english/freebie> (last visited on 10 March 2023 at 4.00 AM)

⁵. Available at: <https://www.merriam-webster.com/dictionary/freebie> (last visited on 10 March 2023 at 4.10 AM)

⁶. Available at: <https://www.collinsdictionary.com/dictionary/english/freebie> (last visited on 10 March 2023 at 4.15 AM)

⁷. “State Finances: A Risk Analysis,” *RBI Bulletin*, June 2022, Available at: https://www.rbi.org.in/Scripts/BS_ViewBulletin.aspx?Id=2107 (last visited on 12 March 2023 at 3.00 PM)

⁸. (2013) 9 SCC

⁹. Available at: https://www.elections.tn.gov.in/Reports/Guidelines_on_Election_Manifestos. (last visited on 14 March 2023 at 2.44 PM)

As per the fulfillment of the Directive Principles of State Policy, the promises made related to welfare measures in election manifestos there can be no objection to that but it should not vitiate the purity of the election process.

9.5. RELATED CASES

1. S. Subramaniam Balaji v Government of Tamil Nadu¹⁰

S Subramaniam Balaji is the petitioner and he is the resident of Tamil Nadu filed a case against Dravida Munnetra Kazhagam (DMK) for spending the public money (state's treasury) on the distribution of colour televisions after their winning in the TN assembly election, 2006. The Petitioner contended that the distribution of freebies is illegal and it amounts to bribery ¹¹under section 123 of The Representation of People Act. In this case the Apex Court held that promises that are made in the election mani festo cannot be declared a corrupt practice and election freebies come under the Directive Principles of State Policy so election freebies come under the scope of public purpose. The Apex Court also directed the Election Commission to frame guidelines for the Election Manifesto given by political parties during election.

2. Ashwini Kumar Upadhyay Vs. Union of India¹²

This Public Interest Litigation (PIL) Filed by the Ashwini Kumar Upadhyay a lawyer, and former BJP Delhi spokesperson in the Supreme Court seeking directions to the Election Commission of India to ban freebies and de-recognize political parties which are offering irrational freebies during election campaigns and he also contended that the promises made by political parties such as offering of irrational election freebies affects the principle of Free and Fair Election which is spirit of the Democracy. The Supreme Court observed that freebies and welfare schemes are two different things and took a stand that political parties cannot be de-recognized over freebies.

The Supreme Court also suggested that an expert panel should be formed and provide opinions related to the above said issue. Expert panel which is comprising of the Election Commission of India, Reserve Bank of India, NITI Aayog, Law Commission, and members of ruling and opposition parties the Election Commission of India refuses to become a part of the expert panel by stating that it would be inappropriate for a constitutional body to join the expert panel. This PIL refers to a three-member bench and the judgment is yet to be delivered.

10. RESULT AND DISCUSSION

10.1. Religion and sex of the respondents

Table No: 1. Religion and sex of the respondents

| S.No. | Sex | Hindu | Christian | Muslim | Others | Total |
|-------|--------------|-------------------------------|-----------------------------|-----------------------------|-----------------------------|--------------------------------|
| 1. | Male | 11 (22.00) | 0 (0.00) | 3 (6.00) | 0 (0.00) | 14 (28.00) |
| 2. | Female | 28 (56.00) | 2 (4.00) | 1 (2.00) | 0 (0.00) | 31 (62.00) |
| 3. | Third gender | 5 (10.00) | 0 (0.00) | 0 (0.00) | 0 (0.00) | 5 (10.00) |
| | Total | 44 (88.00) | 2 (4.00) | 4 (8.00) | 0 (0.00) | 50 (100.00) |

Source: Primary data collected

This table describes the religion and sex of the respondents. In Hindu religion (22.00) percentage, (56.00) percentage and (10.00) percentage respondents belong to the male, female and Third gender respectively. In Christian religion (0.00) percentage, (4.00) percentage and (0.00) percentage respondents are belong to male, female and Third gender respectively. In Muslim religion (6.00) percentage, (2.00) percentage and (0.00) percentage respondents are belong to male, female and Third gender respectively. In Hindu religion there is a total (88.00) percentage of respondents. In Christian religion there is a total (4.00) percentage of respondents. In Muslim religion there is a total (8.00) percentage of respondents. In others there is (0.00) percentage of respondents. The most of the respondents belong to Hindu religion (88.00) percentage are dominating sample.

¹⁰ . (2013) 9 SCC

¹¹ . Representation of the People Act 1951, section 123

¹² . Writ Petition (Civil) No. 43 Of 2022

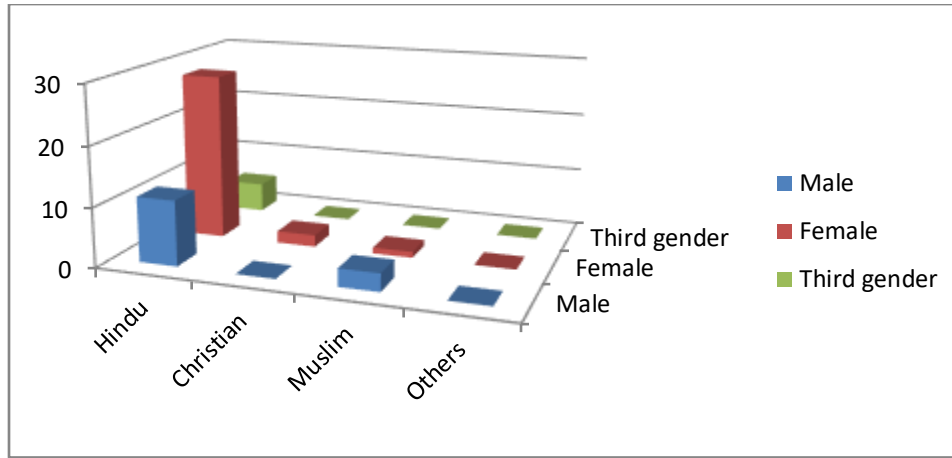


Figure 1 - Religion and sex of the respondents

10.2. Age and sex of the respondents

Table No. 2. Age and sex of the respondents

| S.No | Particulars | Male | Female | Third gender | Total |
|------|--------------|-----------------------|-----------------------|----------------------|------------------------|
| 1. | Under 18 | 0 (0.00) | 0 (0.00) | 0 (0.00) | 0 (0.00) |
| 2. | 18 - 24 | 7 (14.00) | 26 (52.00) | 4 (8.00) | 37 (74.00) |
| 3. | 25 - 45 | 4 (8.00) | 1 (2.00) | 1 (2.00) | 6 (12.00) |
| 4. | 46 - 65 | 2 (4.00) | 3 (6.00) | 0 (0.00) | 5 (10.00) |
| 5. | Above 65 | 1 (2.00) | 1 (2.00) | 0 (0.00) | 2 (4.00) |
| | Total | 14 (28.00) | 31 (62.00) | 5 (10.00) | 50 (100.00) |

Source: Primary data collected

This table describes the age and sex of the respondents. In the under 18 category (0.00) percentage of respondents belong to each community. In Age 18 - 24 category (14.00) percentage, (52.00) percentage and (8.00) percentage of respondents are belong to male, female and Third gender respectively. In Age 25-45 category (8.00) percentage, (2.00) percentage and (2.00) percentage of respondents are belong to male, female and Third gender respectively. In Age 46-65 category (4.00) percentage, (6.00) percentage and (0.00) percentage of the respondents are belong to male, female and Third gender respectively. In Age above 65 category (2.00) percentage, (2.00) percentage and (0.00) percentage of the respondents are belong to male, female and Third gender respectively.

The respondents belonging to the age group of 18 – 24 category (74.00) percentage are the dominating sample.

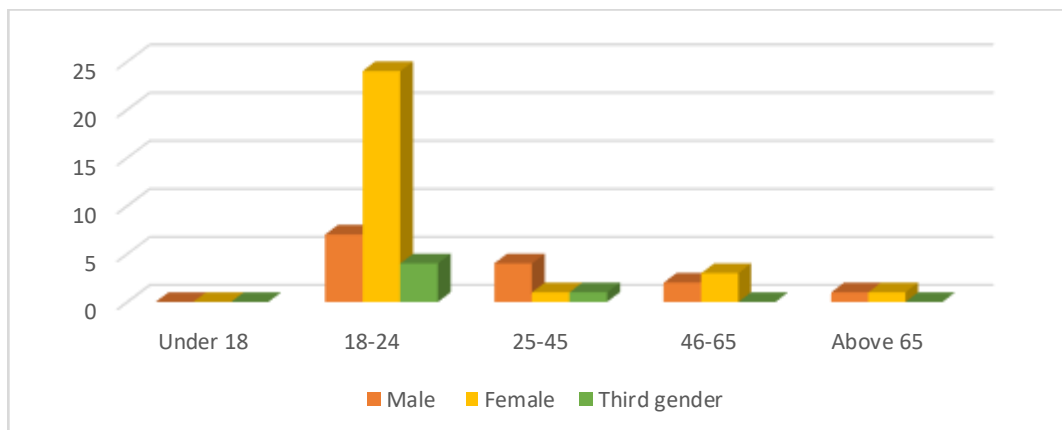


Figure 2 - Age and sex of the respondents

10.3. Occupational Status and sex of the respondents

Table No: 3. Occupational Status and sex of the respondents

| S.No | Particulars | Male | Female | Third gender | Total |
|------|---------------------|-----------------------------|-----------------------------|----------------------------|------------------------------|
| 1. | Students | 7 (14.00) | 24 (48.00) | 0 (0.00) | 31 (62.00) |
| 2. | Private Employee | 3 (6.00) | 1 (2.00) | 0 (0.00) | 4 (8.00) |
| 3. | Government Employee | 0 (0.00) | 1 (2.00) | 0 (0.00) | 1 (2.00) |
| 4. | Daily wage | 2 (4.00) | 1 (2.00) | 0 (0.00) | 3 (6.00) |
| 5. | Others | 2 (4.00) | 4 (8.00) | 5 (10.00) | 11 (22.00) |
| | Total | 14 (28.00) | 31 (62.00) | 5 (10.00) | 50 (100.00) |

Source: Primary Data collected

This table describes the sex and occupational status of the respondents. In the student category totally (62.00) percentage of respondents, in this (14.00) percentage, (48.00) percentage and (0.00) percentage of respondents belong to male, female and Third gender respectively. In the private employee category totally (8.00) percentage of respondents, in this (6.00) percentage, (2.00) percentage and (0.00) percentage of respondents are belong to male, female and Third gender respectively. In the Government Employee category totally (2.00) percentage of respondents, in this (0.00) percentage, (2.00) percentage and (0.00) percentage of respondents are belong to male, female and Third gender respectively. In the daily wage category totally (6.00) percentage of respondents, in this (4.00) percentage, (2.00) percentage and (0.00) percentage respondents are belong to male, female and Third gender respectively. In others category totally (22.00) percentage respondents, in this (4.00) percentage, (8.00) percentage and (10.00) percentage respondents are belong to male, female and Third gender respectively.

The respondents belonging to the category of student (62.00) percentage are the dominating sample.

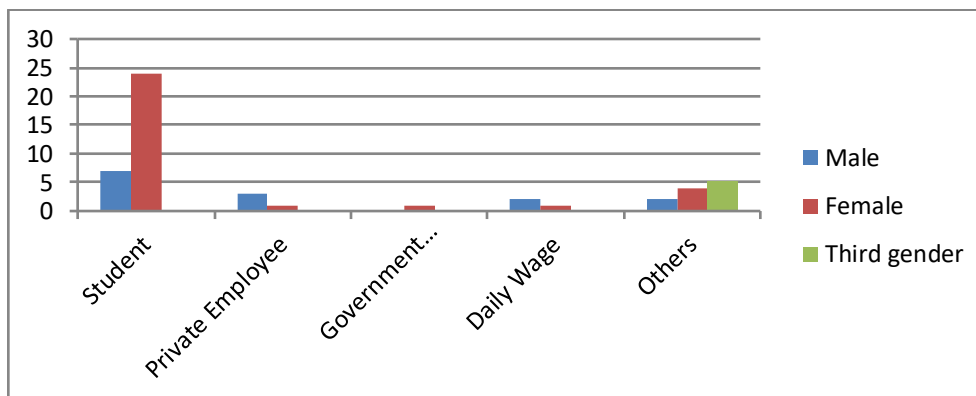


Figure 3 - Occupational Status and sex of the respondents

10.4. Nativity and sex of the respondents

Table No: 4. Nativity and sex of the respondents

| S.No | Particulars | Male | Female | Third gender | Total |
|------|--------------|-----------------------------|-----------------------------|----------------------------|------------------------------|
| 1. | Rural | 9 (18.00) | 24 (48.00) | 0 (0.00) | 33 (66.00) |
| 2. | Urban | 5 (10.00) | 7 (14.00) | 5 (10.00) | 17 (34.00) |
| | Total | 14 (28.00) | 31 (62.00) | 5 (10.00) | 50 (100.00) |

Source: Primary data collected

This table describes the nativity and sex of the respondents. In rural category (18.00) percentage, (48.00) percentage and (0.00) percentage of respondents are belong to male, female and Third gender respectively. In urban category (10.00) percentage, (14.00) percentage and (10.00) percentage of respondents are belong to male, female and Third gender respectively. The respondents belonging to the category of rural community (66.00) percentage are the dominating sample.

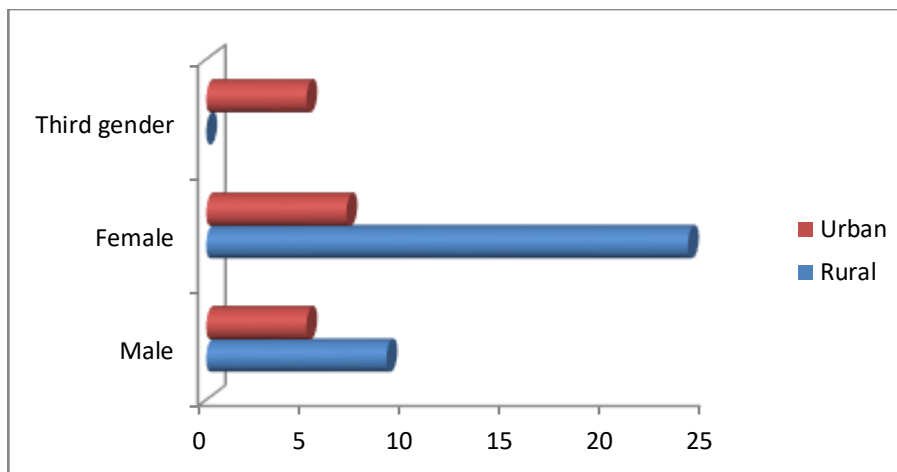


Figure 4 - Nativity and sex of the respondents

10.5. Educational Status and sex of the respondents

Table No: 5. Educational Status and sex of the respondents

| S.No | Particulars | Male | Female | Third gender | Total |
|------|---------------------------------------|-----------------------------|-----------------------------|----------------------------|------------------------------|
| 1. | Illiterate | 0 (0.00) | 0 (0.00) | 0 (0.00) | 0 (0.00) |
| 2. | Primary school | 1 (2.00) | 2 (4.00) | 0 (0.00) | 3 (6.00) |
| 3. | Middle school | 0 (0.00) | 1 (2.00) | 2 (4.00) | 3 (6.00) |
| 4. | High school | 1 (2.00) | 0 (0.00) | 1 (2.00) | 2 (4.00) |
| 5. | Higher secondary school | 2 (4.00) | 2 (4.00) | 1 (2.00) | 5 (10.00) |
| 6. | Degree/Diploma/ Certificate course | 8 (16.00) | 24 (48.00) | 1 (2.00) | 33 (66.00) |
| 7. | Post Graduation | 2 (4.00) | 2 (4.00) | 0 (0.00) | 4 (8.00) |
| | Total | 14 (28.00) | 31 (62.00) | 5 (10.00) | 50 (100.00) |

Source: Primary data collected

This table describes the educational status and sex of the respondents. In illiteracy category (0.00) percentage of respondents belong to each community. In primary school category (2.00) percentage, (4.00) percentage and (0.00) percentage of respondents are belong to male, female and Third gender respectively. In the middle school category (0.00) percentage, (2.00) percentage and (4.00) percentage of respondents are belong to male, female and Third gender respectively. In the high school category (2.00) percentage, (0.00) percentage and (2.00) percentage of the respondents are belong to male, female and Third gender respectively. In higher secondary school category (2.00) percentage, (4.00) percentage and (2.00) percentage of the respondents are belong to male, female and Third gender respectively. In Degree/Diploma/ Certificate course category (16.00) percentage, (48.00) percentage and (2.00) percentage of the respondents are belong to male, female and Third gender respectively. In the Post Graduation category (4.00) percentage, (4.00) percentage and (0.00) percentage of the respondents are belong to male, female and Third gender respectively.

The respondents belonging to the Degree/Diploma/Certificate course category (66.00) percentage are the dominating sample.

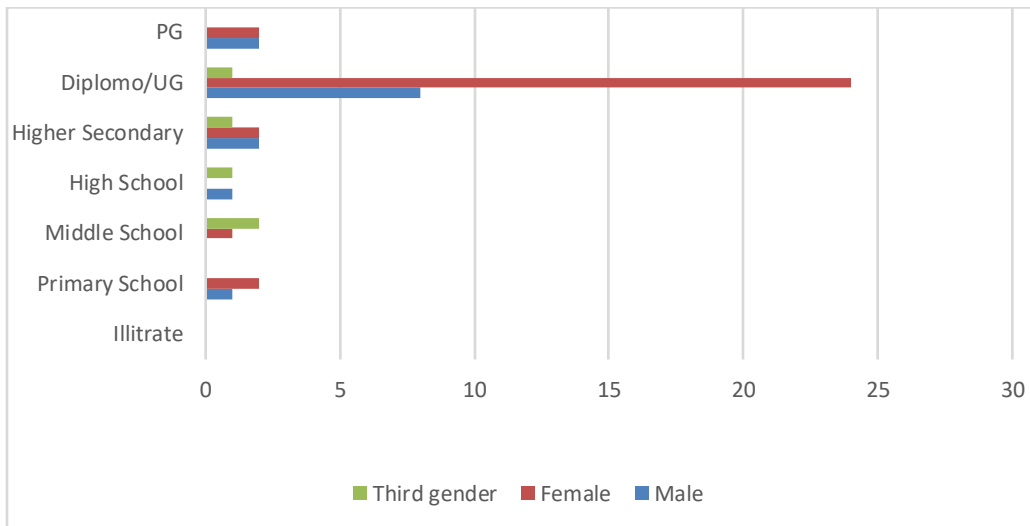


Figure 5 - Educational Status and sex of the respondents

10.6. Voter ID

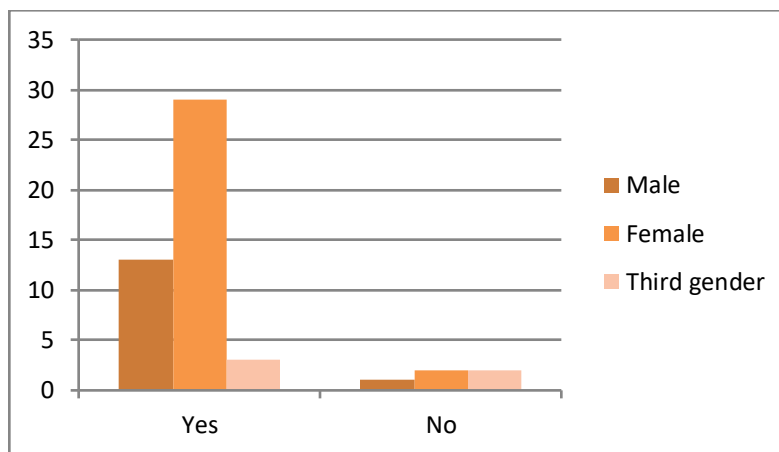


Figure 6 - Voter ID

This chart describes Voter ID. In this (26.00) percentage, (58.00) percentage and (6.00) percentage of respondents are belong to male, female and Third gender respectively having Voter ID and (2.00) percentage, (4.00) percentage and (4.00) percentage of respondents are belong to male, female and Third gender respectively not having Voter ID. Most of the respondents (90.00) percentage are having Voter ID and they are dominating the sample.

10.7. Participation in the Election

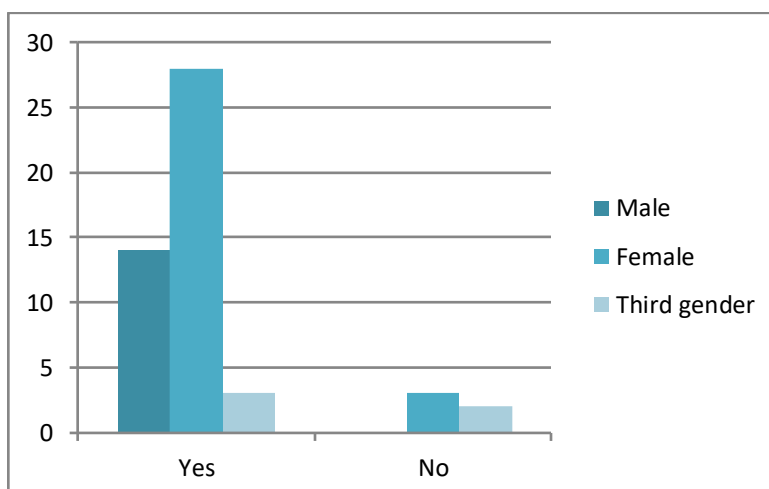


Figure 7 - Participation in the election

This chart describes people's participation in elections. In this (28.00) percentage, (56.00) percentage and (6.00) percentage belong to male, female and Third gender respectively are participated (voted) in the election and (0.00) percentage, (6.00) percentage and (4.00) percentage of respondents are belong to male, female and Third gender respectively are not participated in the Election. Most of the respondents (90.00) percentage participated in the Election and they are the dominating sample.

10.8. Aware about Election freebies

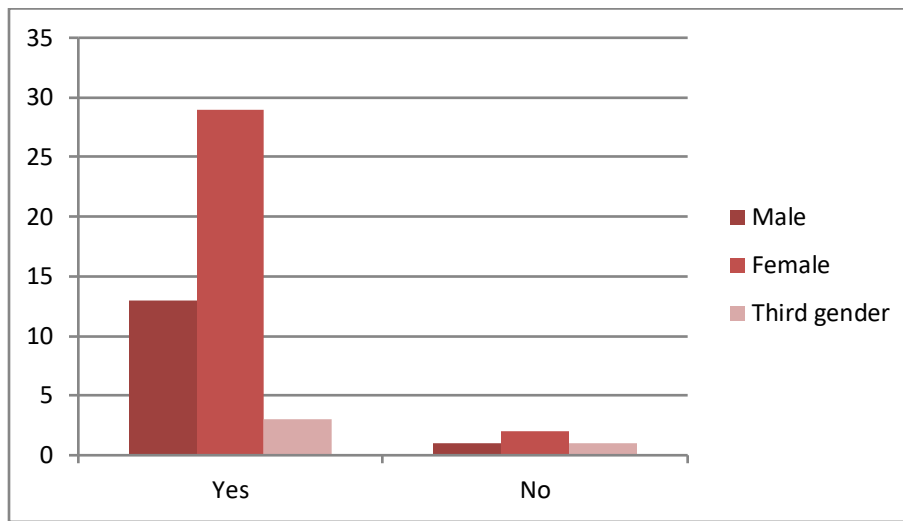


Figure 8 – Aware about Election freebies

This chart describes people's awareness of election freebies. In this (26.00) percentage, (58.00) percentage and (8.00) percentage belong to male, female and Third gender respectively are aware about election freebies and (2.00) percentage, (4.00) percentage and (2.00) percentage of respondents are belong to male, female and Third gender respectively are not aware about election freebies. Most of the respondents (92.00) percentage are aware about election freebies and they are the dominating sample.

10.9. Benefited out of election freebies

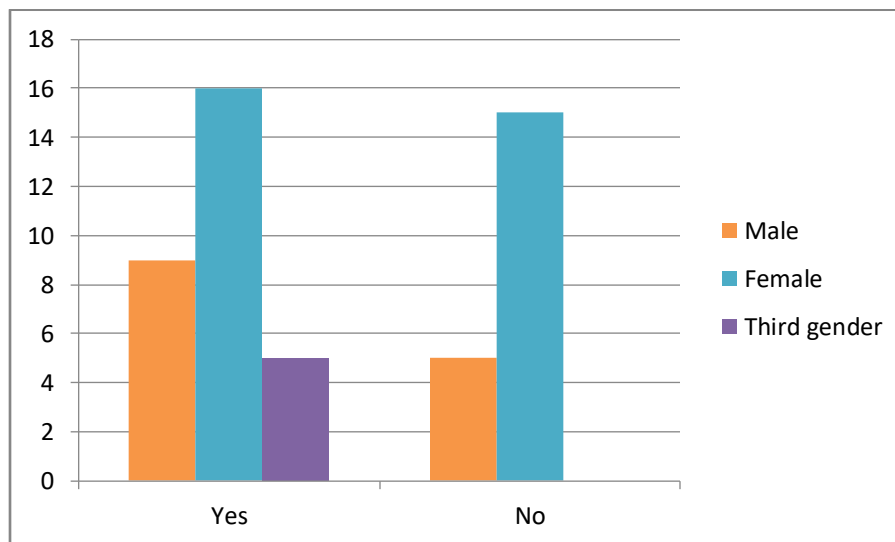


Figure 9 – Benefited out of election freebies

This chart describes people who are all benefited out of election freebies. In this (18.00) percentage, (32.00) percentage and (10.00) percentage belong to male, female and Third gender respectively are benefited out of election freebies and (10.00) percentage, (30.00) percentage and (0.00) percentage of respondents are belong to male, female and Third gender respectively are benefited out of election freebies. Most of the respondents (60.00) percentage are benefited out of election freebies and they are the dominating sample.

10.10. Necessity of election freebies

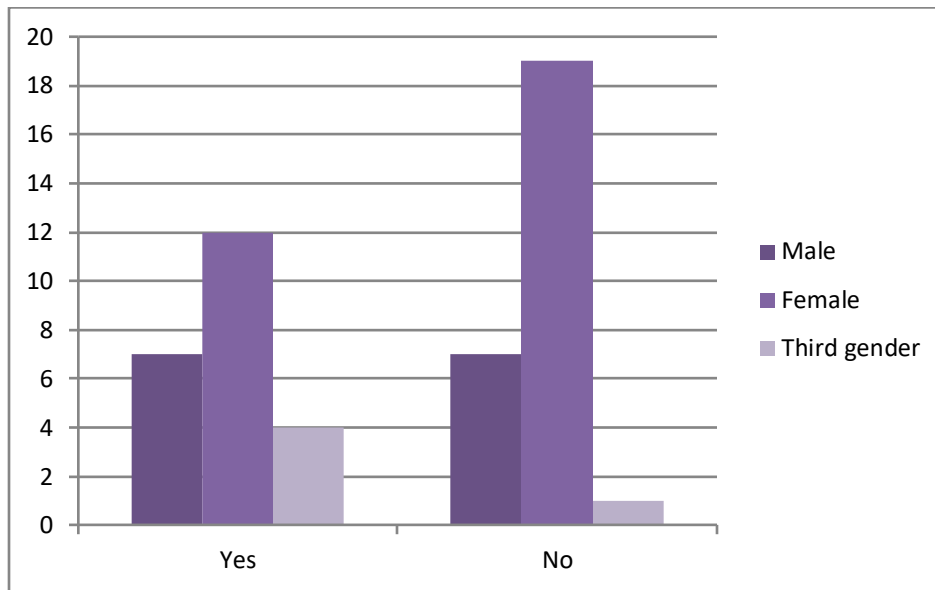


Figure 10 – Necessity of election freebies

This chart describes people's view about the necessity of election freebies. In this (14.00) percentage, (24.00) percentage and (8.00) percentage belong to male, female and Third gender respectively are think election freebies are necessary and (14.00) percentage, (38.00) percentage and (2.00) percentage of respondents are belong to male, female and Third gender respectively are think election freebies are not necessary. Most of the respondents (64.00) percentage are think that election freebies are not necessary and they are dominating sample.

10.11. People will vote the party which give more election freebies

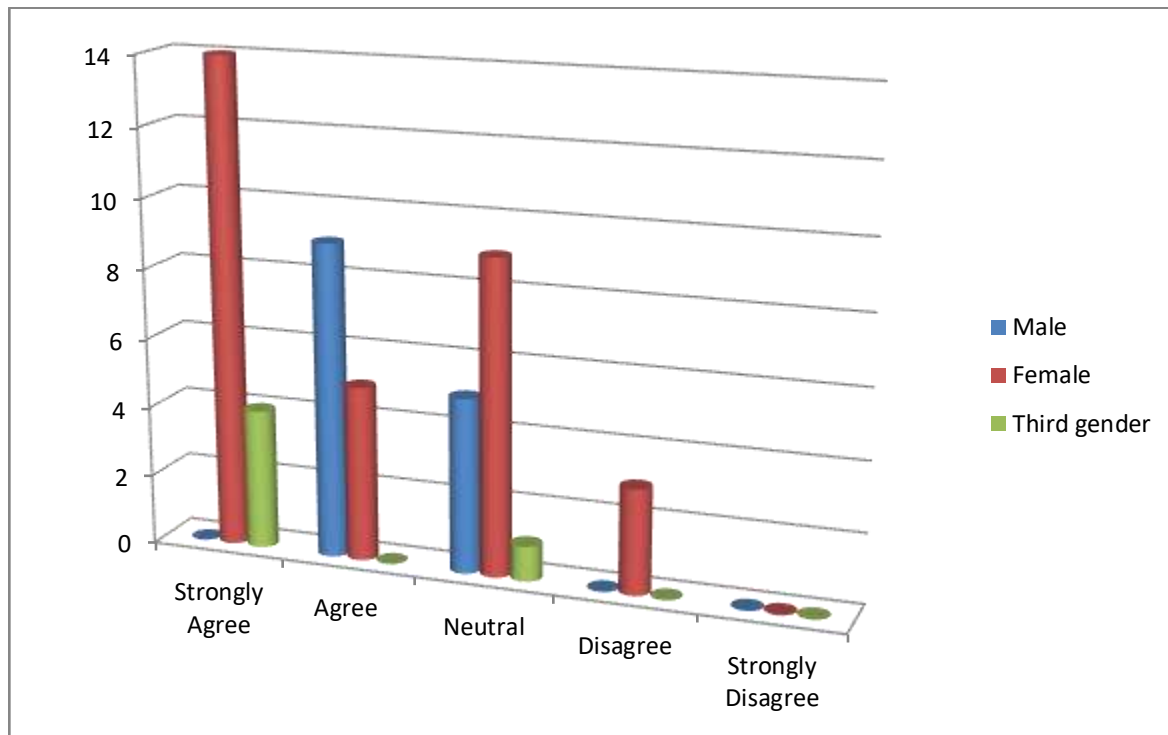


Figure 11 - People will vote the party which give more election freebies

This chart describes people's view about giving more election freebies by the political parties during elections. Most of the respondents (36.00) percentage agreed that they will vote for the party which gives more election freebies.

10.12. Election freebies are necessary for welfare of the people and uplifting the standard of living

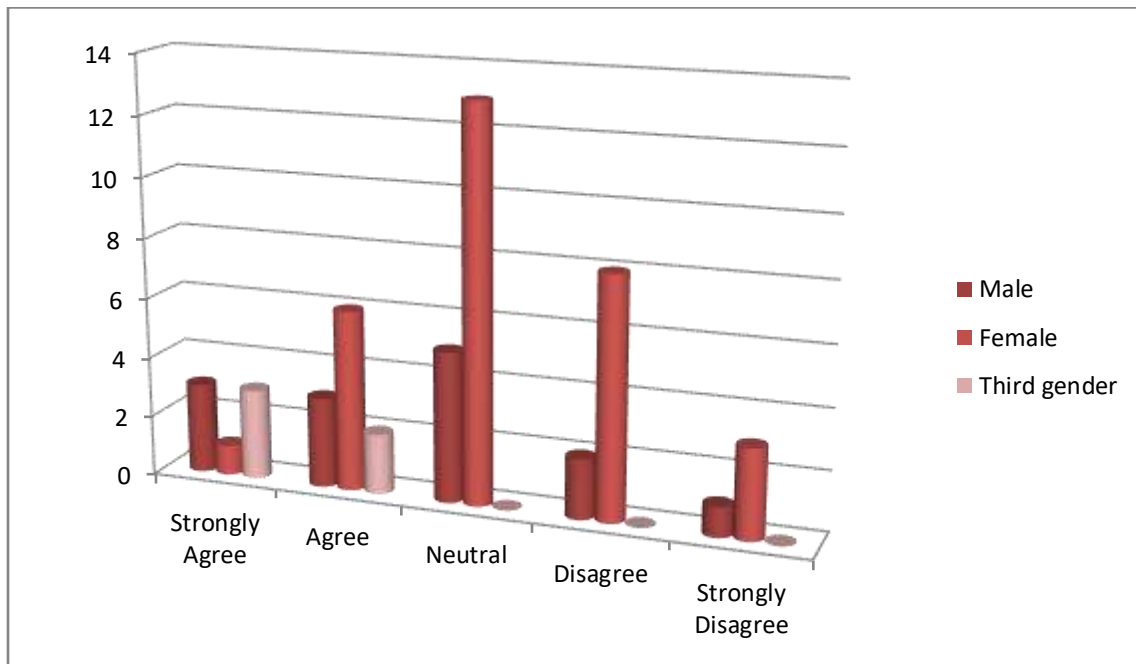


Figure 12 - Election freebies are necessary for welfare of the people and uplifting the standard of living

The chart describes the respondent’s view about election freebies. Most of the respondents (36.00) percentage had neutral view about election freebies are necessary for welfare of the people and uplifting their standard of living.

10.13. Affecting the fair and free election

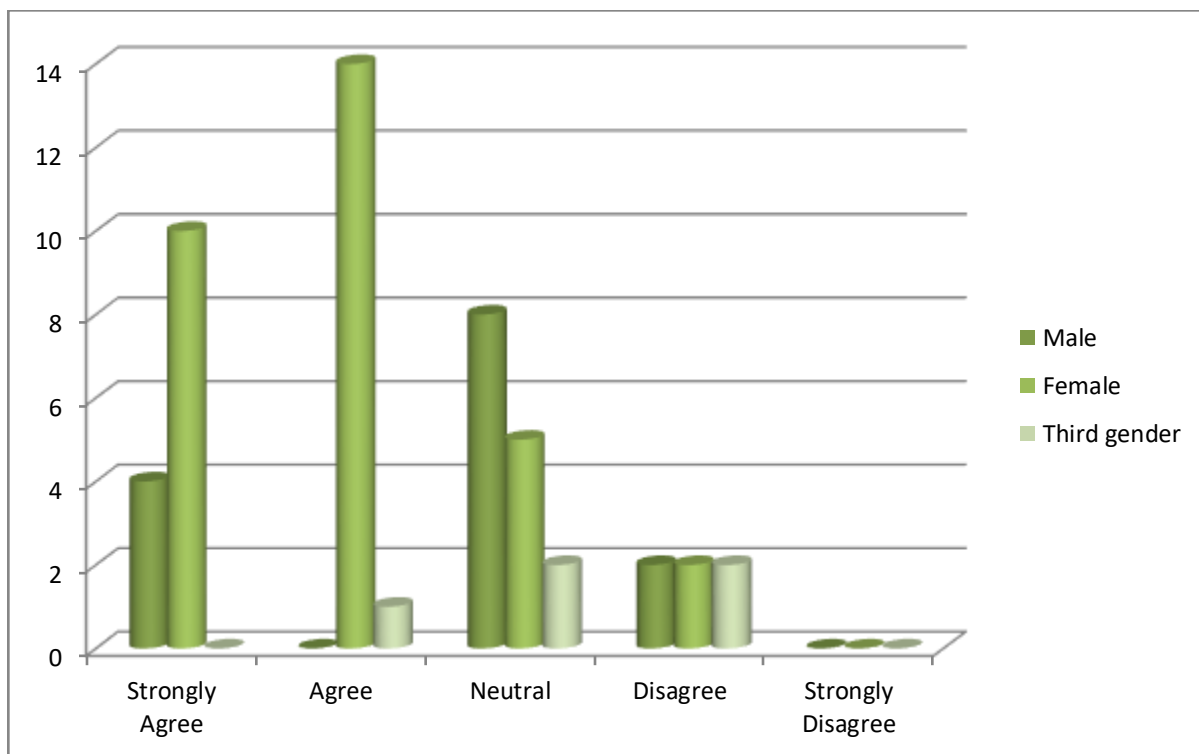


Figure 13 – Affecting the fair and free election

This chart describes how election freebies are adversely affecting the fair and free election in India. Most of the respondents (30.00) percentage agreed and also had a neutral view that election freebies are affecting the free and fair election.

10.14. Election freebies are kind of bribery

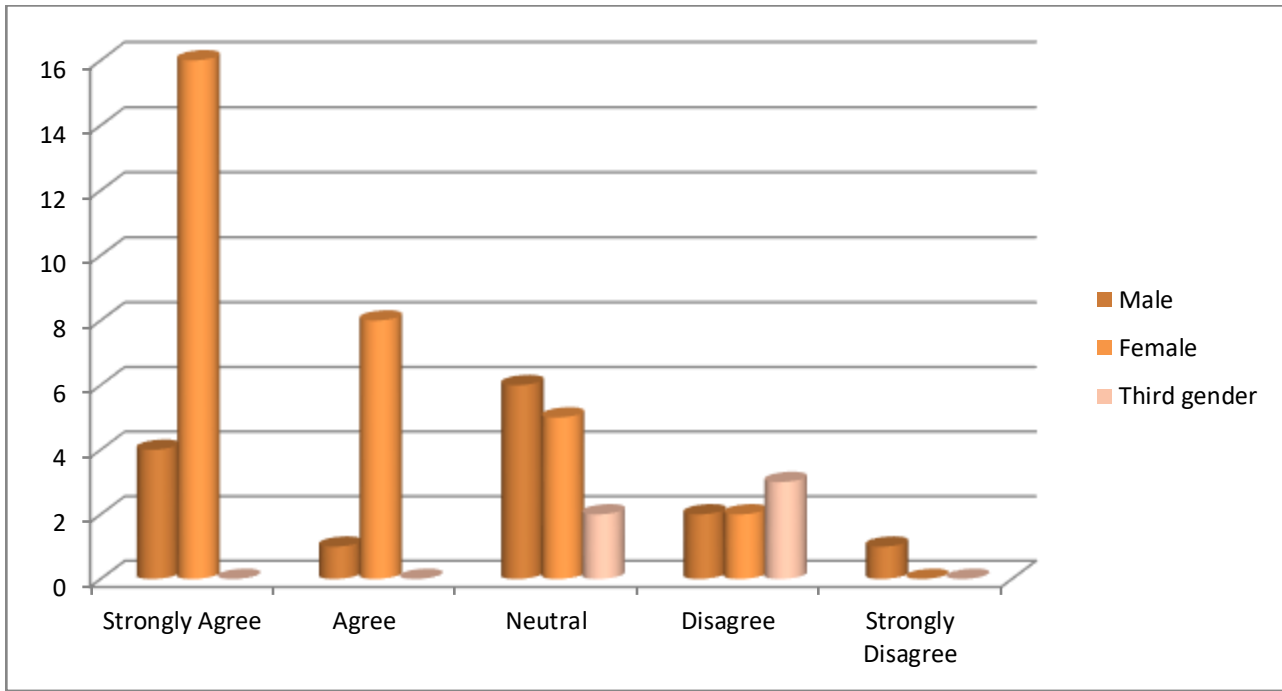


Figure 14 – Election freebies are kind of bribery

This chart describes people’s view about the statement – election freebies are kind of bribery. Most of the respondents (40.00) percentage strongly agreed that election freebies are kind of bribery.

10.15. Need for legislation

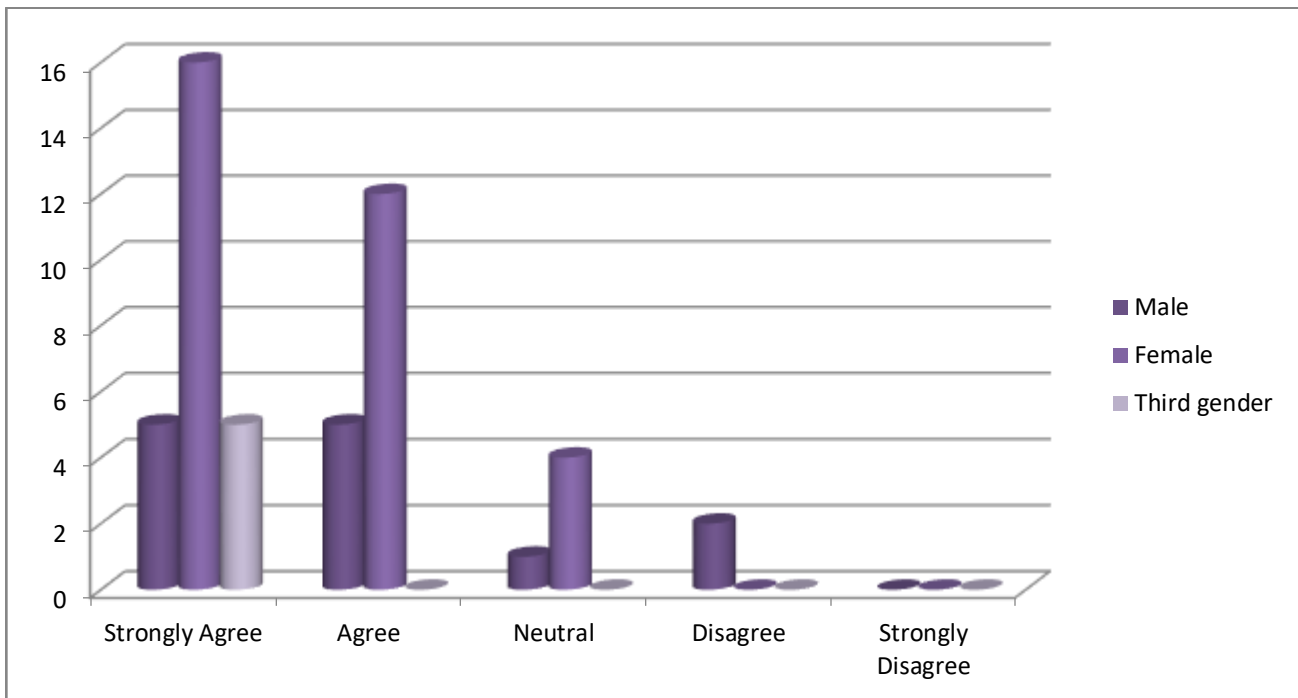


Figure 15 – Need for legislation

This chart describes the need for legislation related to election freebies in India. Most of the respondents (52.00) percentage strongly agree that there is a need for legislation related to election freebies.

10.16. VERIFICATION OF HYPOTHESES

1. All Indians are aware about election freebies.

In this survey most of the respondents are aware about election freebies (92.00) percentage. And most of the respondents benefited out of election freebies (60.00) percentage.

It finally shows that all Indians are election freebies. Hypothesis proved or accepted.

2. Election freebies adversely affecting the free and fair election.

In this survey most of the respondents (54.00) percentage think that election freebies are not necessary. And most of the respondents (40.00) percentage strongly agreed that election freebies are a kind of bribery and (30.00) percentage agreed and took a neutral stance about election freebies adversely affecting free and fair elections. Even though the same (30.00) percentage of respondents had a neutral stand about election freebies adversely affecting the free and fair election but majority (40.00) percentage of the respondent feels that election freebies are a kind of bribery.

And finally Election freebies adversely affecting free and fair elections in India. Hypothesis is proved or accepted.

3. A separate law is needed for election freebies in India

In this survey most of the respondents are (52.00) percentage and (34.00) percentage respectively strongly agreed and agreed that a separate law is needed for election freebies in India.

And finally most of the respondents accepted that a separate law is needed for election freebies in India. Hypothesis is proved or accepted.

11. CONCLUSION

Most of the respondents are aware about Election Freebies and benefited out of the election freebies. Most of the people agreed that Election Freebies are a kind of bribery which is given by the political parties to the voters to entice them. Most of the respondents felt that there is a need for separate legislation related to Election Freebies to regulate the irrational freebies announced by the political parties. The essence of democracy is that free and fair elections should not be diluted by giving irrational freebies.

12. SUGGESTIONS

- i. Government will make legislation regulating freebies announced by the political parties during election.
- ii. Government needs to establish a committee or board to oversee the election manifesto made by the political parties.
- iii. Election Commission of India will de-recognize the political parties which offer the irrational freebies.

REFERENCES

- [1]. <https://www.drishtiiias.com/daily-updates/daily-newsanalysis/freebieculture#:~:text=What%20are%20Freebies%3F,the%20vote%20of%20the%20peopl>
- [2]. https://www.elections.tn.gov.in/Reports/Guidelines_on_Election_Manifestos.
- [3]. <https://eci.gov.in/election-manifestos/>
- [4]. <https://www.tribuneindia.com/news/nation/election-commission-jumps-into-freebies-debate-says-empty-poll-promises-made-by-parties-have-far-reaching-ramifications-438121>
- [5]. <https://www.orfonline.org/research/freebies-and-welfare-schemes/>
- [6]. <https://www.bbc.com/news/world-asia-india-62722592>
- [7]. <https://www.financialexpress.com/india-news/understanding-the-freebie-politics-in-india/2702839/>
- [8]. <https://theshillongtimes.com/2023/01/03/the-meaning-of-election-freebies/>
- [9]. <https://thewire.in/politics/election-freebies-are-generating-public-debt-but-voters-dont-seem-to-care>
- [10]. <https://www.geeksforgeeks.org/freebies-vs-welfare-schemes-and-its-impact-on-economy/>
- [11]. <https://www.scobserver.in/cases/freebies-in-electoral-democracy-and-welfare-state/>

Copyright & License:



© Authors retain the copyright of this article. This work is published under the Creative Commons Attribution 4.0 International License (CC BY 4.0), permitting unrestricted use, distribution, and reproduction in any medium, provided the original work is properly cited.