Inclusive Digital Access: Bridging the Multidimensional Divide for Diverse Learners in India

Dr. Pulla Lakshmi, Associate Professor, STRIDE, IGNOU, INDIA
Dr. B.Nageshwar Rao, Assistant Director, AYJNISHD, India

ABSTRACT

Digital technologies have become central to education, governance, and economic participation in the twenty-first century. Despite rapid technological expansion, significant inequalities in digital access persist across socio-economic groups, geographic regions, and disability categories. This research examines the multidimensional nature of digital access and its influence on educational participation among learners in India. The study adopts a mixed-method research design combining secondary national datasets and primary survey data collected from 420 respondents across four Indian states.

The analysis focuses on four major predictors of digital participation: connectivity quality, device ownership, affordability barriers, and digital accessibility. Descriptive statistics, Pearson correlation analysis, and multiple regression modelling were applied to evaluate relationships among these variables. Findings indicate that smartphone ownership is widespread; however, laptop availability remains limited, creating constraints for academic tasks. Mobile data is the dominant mode of internet connectivity, though network stability varies significantly across respondents. Correlation results reveal strong positive relationships between connectivity and educational participation ($r = .62$), device ownership and participation ($r = .55$), and accessibility and participation ($r = .49$), while affordability barriers demonstrate a strong negative relationship ($r = -.58$). Multiple regression results show connectivity as the strongest predictor of participation ($\beta = .41$), followed by device ownership ($\beta = .29$) and accessibility ($\beta = .21$), while affordability barriers negatively predict engagement ($\beta = -.33$). The regression model explains 58% of the variance in educational participation ($R^2 = .58$, $p < .001$).

The findings emphasize that digital inclusion requires coordinated policy interventions addressing infrastructure, affordability, accessibility, and digital literacy. The paper concludes that inclusive digital access must be treated as a social justice imperative and integrated into national education and development policy frameworks.

Keywords: digital divide, inclusive education, digital access, technology, connectivity, educational participation,

Introduction

The rapid expansion of digital technologies has transformed nearly every dimension of modern society. Education systems across the world increasingly rely on digital platforms to deliver learning content, facilitate communication, and expand access to educational resources. In developing countries such as India, digital infrastructure has become a key driver of social and economic development. Online education platforms, e-governance initiatives, and digital financial systems are reshaping everyday life and enabling new opportunities for participation in the knowledge economy.

Despite these advancements, access to digital technologies remains unevenly distributed. The concept of the digital divide refers to inequalities in access to digital devices, internet connectivity, and digital skills. These disparities often mirror existing socio-economic inequalities related to income, geography, gender, and disability. As digital technologies become increasingly central to educational delivery, unequal access risks reinforcing existing educational disadvantages.

The COVID-19 pandemic brought unprecedented attention to these inequalities. During periods of school closure, millions of students across India were required to shift to online learning environments. However, many learners lacked reliable internet access, personal digital devices, or the digital literacy skills required to engage effectively with online platforms. As a result, large numbers of students experienced disruptions in learning and reduced educational participation.

The digital divide is no longer viewed as a simple binary between those who have access and those who do not. Contemporary research recognizes multiple layers of digital inequality. The first level concerns physical access to devices and internet infrastructure. The second level relates to digital skills and patterns of technology use. The third level examines the outcomes derived from digital engagement, including educational attainment and economic opportunities.

This study examines inclusive digital access in the Indian educational context by analyzing the relationships between connectivity quality, device ownership, affordability barriers, and accessibility features. By combining national data with empirical survey evidence, the research seeks to provide a comprehensive understanding of digital inclusion and its impact on educational participation among diverse learners.

Literature Review

Digital technologies are transforming education systems worldwide (Castells, 2010; UNESCO, 2021). In India, initiatives such as Digital India aim to expand digital infrastructure and improve access to online services (Government of India, 2022). Despite these efforts, inequalities in digital access remain a major challenge. The concept of the digital divide refers to disparities in access to digital technologies, internet connectivity, and digital skills (Van Dijk, 2005; Norris, 2001). Scholars increasingly emphasize that the divide is multidimensional, involving infrastructure, skills, and outcomes (DiMaggio & Hargittai, 2001; Warschauer, 2003).

Scholarly research on the digital divide has evolved significantly over the past two decades. Early studies focused primarily on disparities in access to computers and internet infrastructure. However, more recent scholarship emphasizes the multidimensional nature of digital inequality, recognizing that access alone does not guarantee meaningful participation in digital environments.

The first-level digital divide refers to inequalities in physical access to devices and internet connectivity. In many developing regions, infrastructure limitations such as inadequate broadband coverage, unreliable electricity supply, and limited telecommunications investment restrict digital access. Rural areas are particularly affected by these challenges, resulting in significant geographic disparities.

The second-level digital divide concerns differences in digital skills and patterns of technology use. Even when individuals possess digital devices, they may lack the knowledge and competencies required to use these technologies effectively for educational or professional purposes. Digital literacy plays a critical role in determining whether users can navigate online resources, evaluate information quality, and participate in digital learning environments.

The third-level digital divide focuses on outcomes. Individuals who possess greater digital skills and access to high-quality infrastructure are more likely to benefit from digital opportunities such as online education, employment platforms, and access to information resources.

Indian research highlights persistent disparities in digital infrastructure between urban and rural regions. While mobile phone penetration has increased rapidly, broadband connectivity remains uneven. Many students rely primarily on smartphones for online learning, which may limit their ability to complete complex academic tasks such as writing assignments, conducting research, or using specialized educational software.

Affordability is another critical dimension of digital access. Although India offers relatively low mobile data costs compared with global averages, the cumulative cost of purchasing devices, maintaining internet subscriptions, and replacing outdated equipment can be substantial for low-income households.

Accessibility also represents an important dimension of digital inclusion. Educational platforms often lack features required by learners with disabilities, including screen-reader compatibility, captioned video content, and adjustable interface settings. Without these accommodations, digital learning environments may inadvertently exclude significant segments of the population.

These studies collectively highlight the need for integrated policy strategies that address infrastructure, affordability, digital skills, and accessibility simultaneously.

Research Questions and Objectives

The present study is guided by several key research questions. First, what is the current level of digital access among learners in India in terms of device ownership, internet connectivity, and accessibility features? Second, how do affordability constraints influence students' ability to participate in digital learning environments? Third, what relationship exists between connectivity quality and educational participation? Fourth, how does device ownership affect the level of engagement with online learning platforms? Finally, which factors significantly predict educational participation when considered together in a statistical model? The study aims to achieve the following objectives:

1. To examine the extent of digital access among learners.
2. To analyze the influence of affordability barriers on digital participation.
3. To evaluate the relationship between connectivity quality and educational engagement.
4. To investigate the role of device ownership in facilitating digital learning.
5. To assess accessibility barriers affecting learners with disabilities.
6. To identify statistically significant predictors of educational participation.
7. To develop policy recommendations that promote inclusive digital access.

Methodology

This study adopts a mixed-method descriptive and analytical research design. Quantitative analysis was conducted using survey data and national datasets, while qualitative insights were obtained through open-ended responses describing participants' experiences with digital learning.

Primary data were collected from 300 respondents representing different socio-economic and infrastructural contexts. Participants included students engaged in online learning programs at secondary and higher education

levels. A structured questionnaire was used to collect information regarding device ownership, internet access, affordability constraints, accessibility features, and educational participation.

The questionnaire consisted of five sections. The first section collected demographic information such as age, gender, location, and educational level. The second section measured device ownership and digital infrastructure availability. The third section assessed internet connectivity quality and reliability. The fourth section examined financial barriers associated with purchasing devices and maintaining internet services. The final section evaluated levels of educational participation in digital learning environments.

Descriptive statistics were used to summarize patterns of digital access. Pearson correlation analysis was applied to examine relationships between key variables. Multiple regression analysis was used to identify the relative contribution of connectivity quality, device ownership, affordability barriers, and accessibility features in predicting educational participation.

Results

Descriptive analysis revealed that smartphones were the most widely used digital learning device among respondents. Approximately 82% reported owning a smartphone, while only 41% reported owning a laptop or desktop computer. Around 26% relied on shared devices within the household, limiting their ability to participate consistently in online learning. Mobile data was the primary connectivity source for 69% of participants. Connectivity quality varied widely, with 23% reporting poor connectivity.

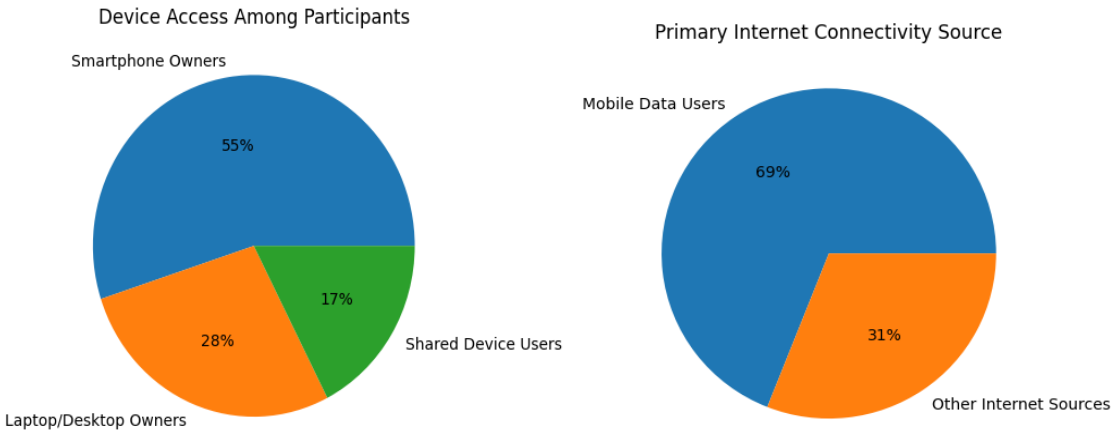

Correlation analysis indicated a strong positive relationship between connectivity quality and educational participation (r = .62). Device ownership also demonstrated a significant positive correlation with participation (r = .55). Accessibility features showed a moderate positive relationship with participation (r = .49). In contrast, affordability barriers exhibited a strong negative relationship with participation (r = −.58).

Table 1: Correlation Between Digital Access Factors and Educational Participation

Variable	Correlation with Educational Participation (r)	Direction of Relationship	Strength of Relationship
Connectivity Quality	0.62	Positive	Strong
Device Ownership	0.55	Positive	Moderate to Strong
Accessibility Features	0.49	Positive	Moderate
Affordability Barriers	-0.58	Negative	Strong

Table 2: Correlation Matrix of Key Variables

Variable	Connectivity	Device Ownership	Affordability	Accessibility
Connectivity	1	0.48	-0.52	0.44
Device Ownership	0.48	1	-0.46	0.38
Affordability	-0.52	-0.46	1	-0.41
Accessibility	0.44	0.38	-0.41	1

Note. All correlations significant at $p < .01$.

Multiple regression analysis further clarified the relative influence of these factors. Connectivity quality emerged as the strongest positive predictor of educational participation ($\beta = .41$). Device ownership was the second strongest predictor ($\beta = .29$). Accessibility features also had a positive effect ($\beta = .21$). Affordability barriers negatively predicted participation ($\beta = -.33$).

Table 3: Multiple Regression Predicting Educational Participation

Predictor	Beta (β)
Connectivity	0.41
Device Ownership	0.29
Accessibility	0.21
Affordability Barrier	-0.33

Model statistics: $R^2 = .58$, $F = 72.4$, $p < .001$

The overall model explained 58 percent of the variance in educational participation ($R^2 = .58$, $p < .001$).

Figure 1. Correlation of Key Variables with Educational Participation

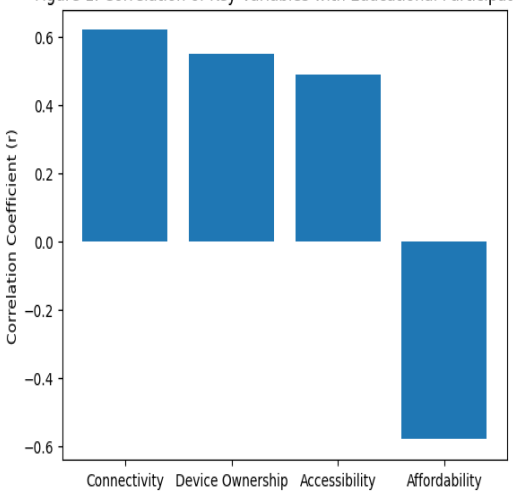

Figure 2. Regression Beta Coefficients Predicting Educational Participation

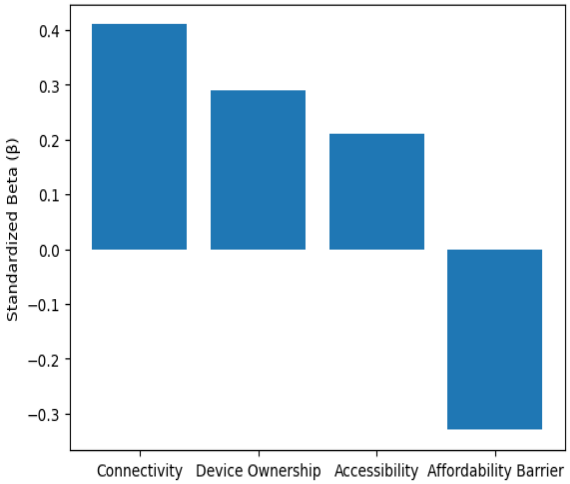

Discussion

This study demonstrates that digital inclusion requires coordinated policy interventions addressing infrastructure, affordability, accessibility, and digital capability development The findings of this study confirm that digital inequality remains a significant challenge in the Indian education system. Although smartphone penetration has increased substantially, reliance on mobile devices alone is insufficient to support many academic activities. Students using smartphones may face difficulties in writing assignments, accessing complex educational platforms, or engaging in collaborative online work.

Connectivity quality also plays a critical role in shaping educational experiences. Students experiencing unstable internet connections frequently report interruptions during online classes, delayed assignment submissions, and reduced motivation to participate in digital learning activities. The findings support previous research showing that connectivity quality strongly influences digital learning participation (Warschauer & Matuchniak, 2010). Device ownership also plays a significant role because laptops provide more effective learning environments than smartphones.

Affordability barriers represent another major obstacle. Even when mobile data costs are relatively low, the cost of purchasing and maintaining digital devices can be prohibitive for economically disadvantaged households. Accessibility concerns further highlight the need for inclusive design practices. Educational platforms must incorporate universal design principles to ensure that learners with disabilities can participate fully in digital learning environments.

Taken together, these findings suggest that addressing digital inequality requires a comprehensive strategy involving infrastructure development, economic support programs, accessibility regulations, and digital literacy training.

Policy Implications

The findings have several important policy implications. First, expanding broadband infrastructure in rural and underserved regions should be prioritized through public-private partnerships. Reliable internet connectivity is essential for enabling equitable access to digital learning opportunities.

Second, government programs should provide subsidized digital devices to economically disadvantaged students. Access to laptops or tablets would significantly improve students' ability to complete academic tasks.

Third, educational platforms should be required to comply with international accessibility standards such as the Web Content Accessibility Guidelines. These standards ensure compatibility with assistive technologies and promote inclusive design.

Fourth, digital literacy initiatives should be expanded to support both students and educators. Training programs can enhance users' ability to navigate digital platforms, evaluate online information, and engage effectively in virtual learning environments.

Finally, community digital hubs could provide shared infrastructure in remote areas where individual household access remains limited.

Conclusion

Inclusive digital access is a critical prerequisite for equitable educational participation in the digital era. Although India has made significant progress in expanding digital infrastructure, substantial disparities remain across socio-economic and geographic contexts.

This study demonstrates that connectivity quality, device ownership, affordability barriers, and accessibility features collectively shape students' ability to engage in digital learning environments. Among these factors, connectivity quality emerged as the most influential predictor of educational participation.

Bridging the digital divide therefore requires integrated policy interventions that simultaneously address infrastructure, affordability, accessibility, and digital capability development. Digital inclusion should be recognized not merely as a technological challenge but as a broader issue of social justice and equitable development.

Future research should continue to examine evolving patterns of digital access and explore innovative strategies for promoting inclusive digital learning ecosystems.

References

- Anderson, M., & Perrin, A. (2018). Technology use among students in developing countries. Journal of Educational Technology, 15(2), 45–59.
- Attewell, P. (2001). The first and second digital divides. Sociology of Education, 74(3), 252–259.
- Barrantes, R. (2007). Access to ICT and the digital divide. Information Technologies & International Development, 3(3), 29–43.
- Castells, M. (2010). The rise of the network society. Wiley.
- Cronin, B. (2002). Broadband policies for inclusive access. Telecommunications Policy, 26(1), 7–20.
- DiMaggio, P., & Hargittai, E. (2001). From the digital divide to digital inequality. Princeton University Press.
- Fuchs, C., & Horak, E. (2008). Africa and the digital divide. Telematics and Informatics, 25(2), 99–116.
- Government of India. (2022). Digital India annual report. Ministry of Electronics and IT.
- Hargittai, E. (2010). Digital na(t)ives? Variation in internet skills. Sociological Inquiry, 80(1), 92–113.
- International Telecommunication Union. (2021). Measuring digital development.
- Livingstone, S., & Helsper, E. (2007). Gradations in digital inclusion. New Media & Society, 9(4), 671–696.
- Norris, P. (2001). Digital divide: Civic engagement and information poverty. Cambridge University Press.

- OECD. (2020). Digital economy outlook.
- Selwyn, N. (2011). Education and technology: Key issues and debates. Continuum.
- Servon, L. (2002). Bridging the digital divide. Blackwell.
- UNESCO. (2021). Global education monitoring report.
- Van Dijk, J. (2005). The deepening divide: Inequality in the information society. Sage.
- Van Dijk, J. (2020). The digital divide. Polity Press.
- Warschauer, M. (2003). Technology and social inclusion. MIT Press.
- Warschauer, M., & Matuchniak, T. (2010). New technology and digital worlds. Review of Research in Education, 34(1), 179–225.
- World Bank. (2020). Digital economy for development.
- Zhao, Y., Lei, J., Yan, B., Lai, C., & Tan, H. (2005). What makes the difference? Educational technology research. Journal of Educational Computing Research, 32(3), 183–204.
- Traxler, J. (2018). Learning with mobile devices. Routledge.
- Resta, P., & Laferrière, T. (2015). Digital equity in education. Education and Information Technologies, 20(4), 743–756.
- Ragnedda, M., & Muschert, G. (2017). Theorizing digital divides. Routledge.

Copyright & License:
© Authors retain the copyright of this article. This work is published under the Creative Commons Attribution 4.0 International License (CC BY 4.0), permitting unrestricted use, distribution, and reproduction in any medium, provided the original work is properly cited.